

# Butler County Housing Outlook

## 2020 Kansas Housing Markets Forecast

There's a proud history of real estate in Kansas. In this year's Butler County Housing Outlook, we offer you a glimpse of the scenes and images that laid the foundation for where we are today. As you look ahead to what's in store in the coming year, we hope you enjoy this look back at the past.

### Dr. Stanley D. Longhofer

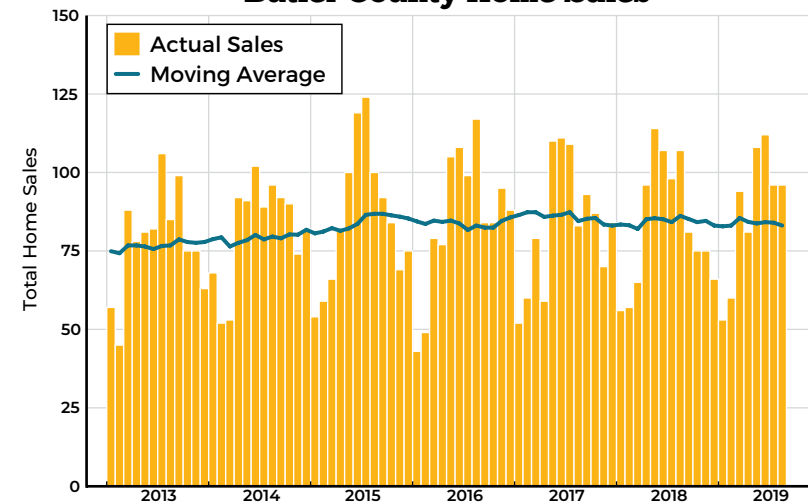
Director, WSU Center for Real Estate  
wichita.edu/realestate



COURTESY OF THE LIBRARY OF CONGRESS, WWW.LOC.GOV/ITEM/KS0050



### Butler County Home Sales



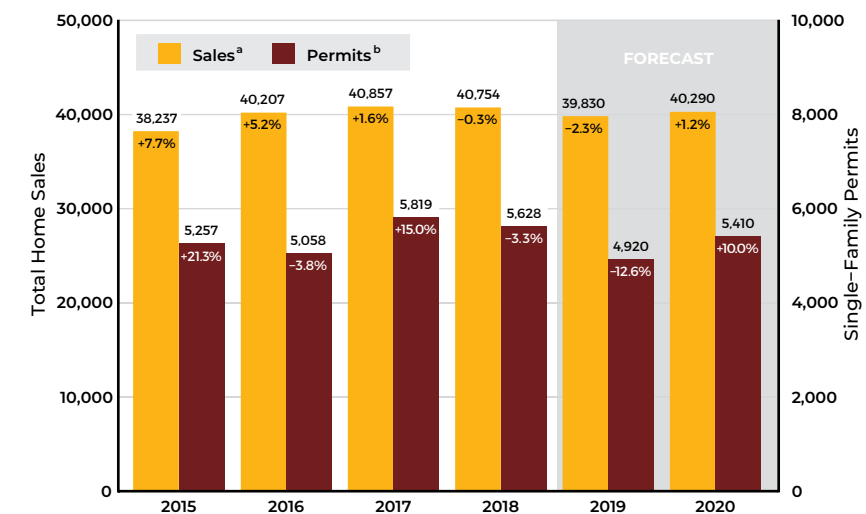
Sources: South Central Kansas Multiple Listing Service and participating Kansas REALTOR® MLS systems

The Butler County Housing Outlook is made possible by

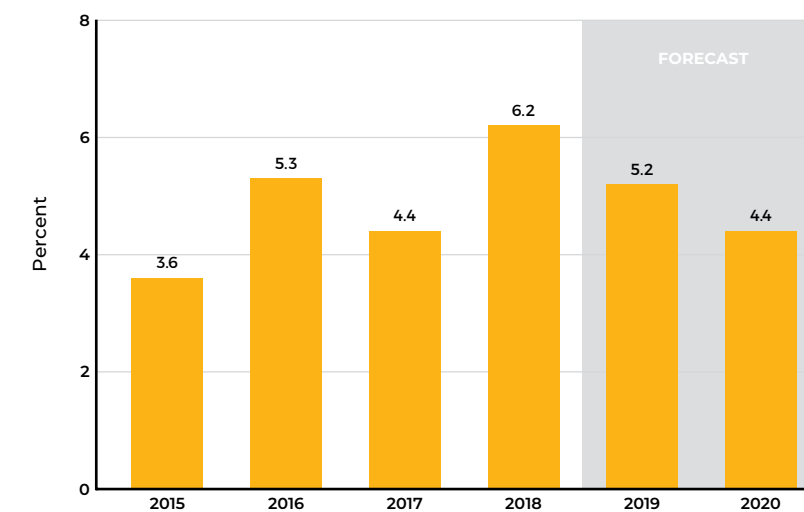


# Kansas Statewide Housing Forecast

## Kansas Housing Market Activity



## Home Price Appreciation<sup>c</sup>



Sources: Federal Housing Finance Agency, National Association of REALTORS®, Participating REALTOR® multiple listing services across Kansas, U.S. Bureau of the Census, WSU Center for Real Estate

### Notes:

- a) Total home sales in Kansas as reported by participating REALTOR® multiple listing services across the state
- b) Single-family building permits issued in Kansas as reported by the U.S. Bureau of the Census
- c) Year-over-year percentage change in the Federal Housing Finance Agency all-transactions housing price index for Kansas, as measured using 4th quarter values



DESIGN BY VISUAL FUSION GRAPHIC DESIGN STUDIO

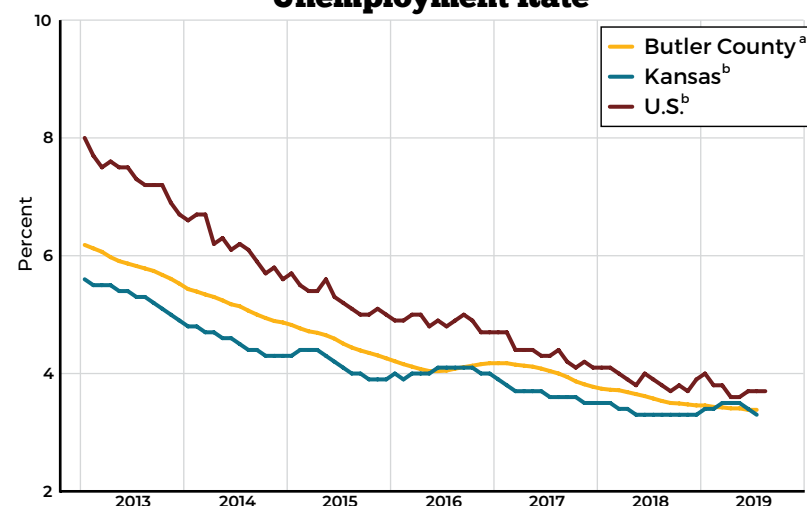
Front and back cover images courtesy of the Library of Congress, www.loc.gov/item/sanborn02944\_002



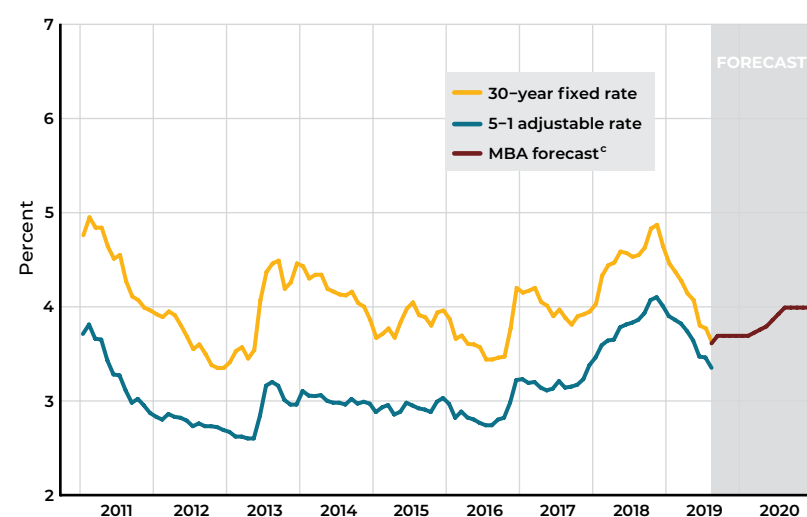
# Economic Overview

Mortgage Rates to Remain Below 4 Percent

Unemployment Rate



Mortgage Rates



Sources: Freddie Mac, Mortgage Bankers Association, U.S. Bureau of Labor Statistics

Notes:

- a) Twelve-month trailing moving average of the Butler County unemployment rate
- b) Seasonally adjusted
- c) Mortgage Bankers Association August 2019 forecast of the 30-year conventional mortgage rate



TRACTOR-DRAWN FLOATER, GRAY COUNTY, KS, 1939

OLD WINDMILL AND SHED ON ABANDONED FARM NEAR SYRACUSE, KS, 1939



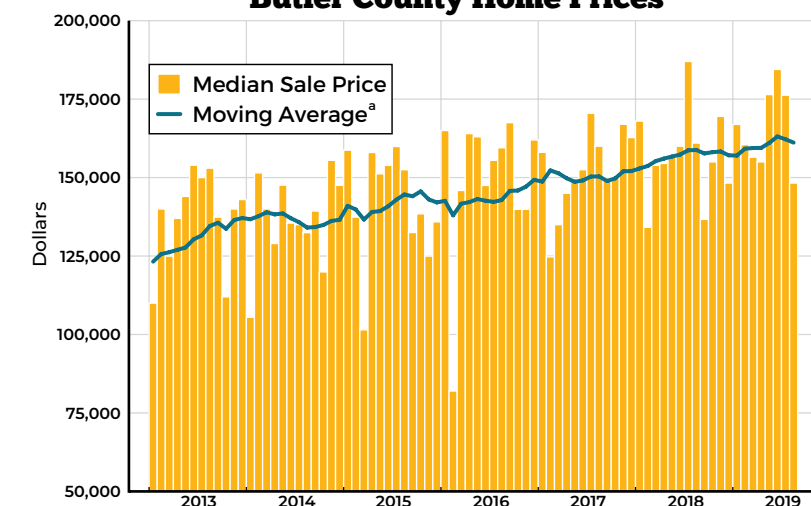
AN OIL WELL WITH TANK IN FOREGROUND, EL DORADO, KS, 1917

FARMERS AT THE AUCTION, OSKALOOSA, KS, 1938

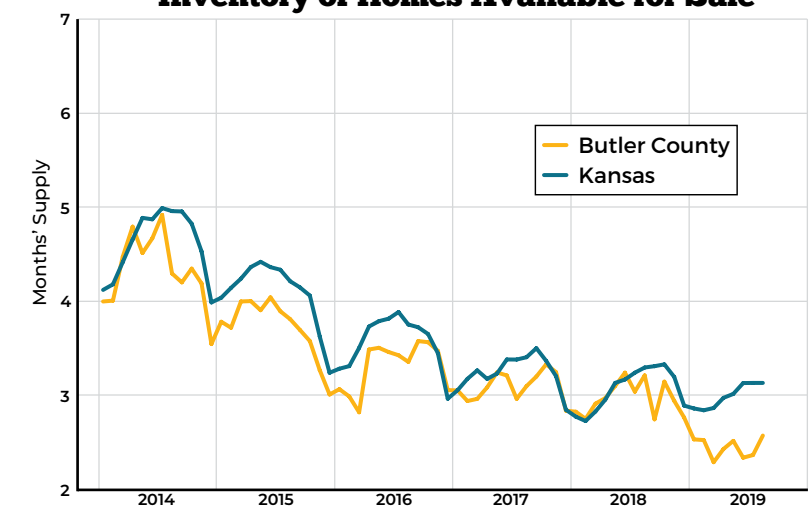


# Butler County Housing Statistics

Butler County Home Prices



Inventory of Homes Available for Sale<sup>b</sup>



Sources: South Central Kansas Multiple Listing Service and participating Kansas REALTOR® MLS systems

Notes:

- a) Twelve-month trailing moving average of the median sale price of all homes in Butler County
- b) Active listings divided by the 12-month trailing moving average of sales

For the latest data and analysis on real estate markets in Kansas, visit [wichita.edu/realestate](http://wichita.edu/realestate).