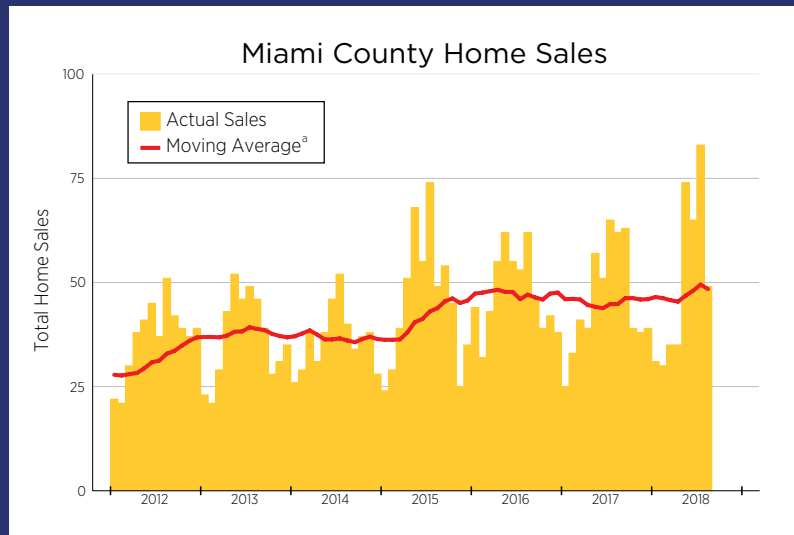


MIAMI COUNTY HOUSING OUTLOOK

Participating in today's real estate market can feel like you're in the middle of a three ring circus. Whether you're a buyer, a seller or a real estate professional, the Miami County Housing Outlook is designed to give you the information you need to sort through the mayhem and engage the market with confidence. ***Jump into the Ring!***

Dr. Stanley D. Longhofer

Director, WSU Center for Real Estate
wichita.edu/realestate



Sources: Heartland Multiple Listing Service and participating Kansas REALTOR® MLS systems

Notes: a) Twelve-month trailing moving average of total home sales in Miami County

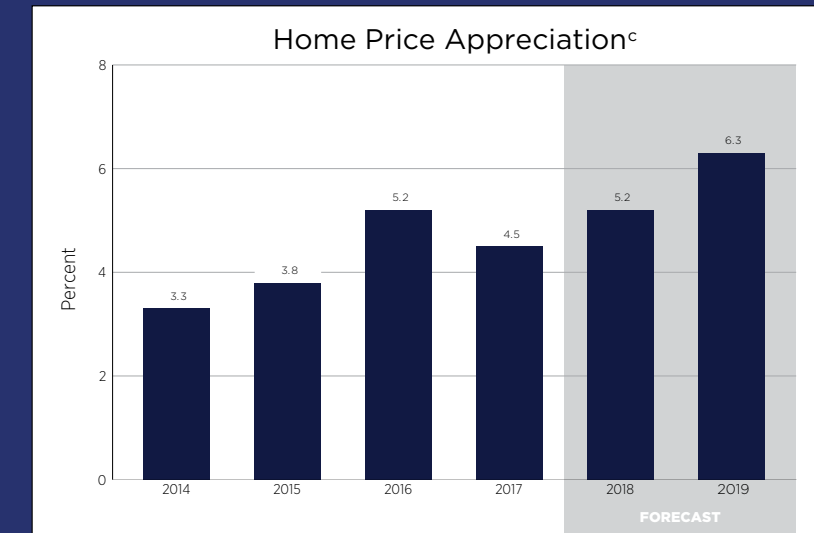
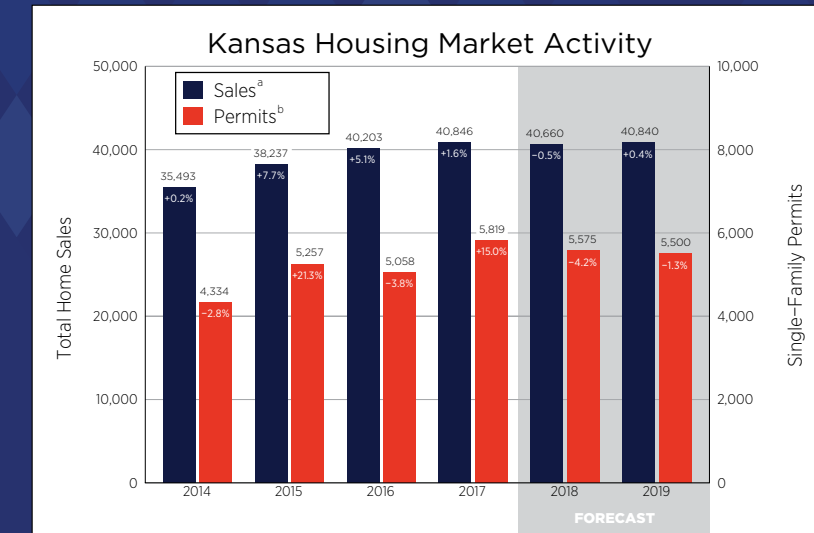
The Miami County Housing Outlook is made possible by



Design by Visual Fusion Graphic & Web Design Studio



KANSAS STATEWIDE HOUSING FORECAST



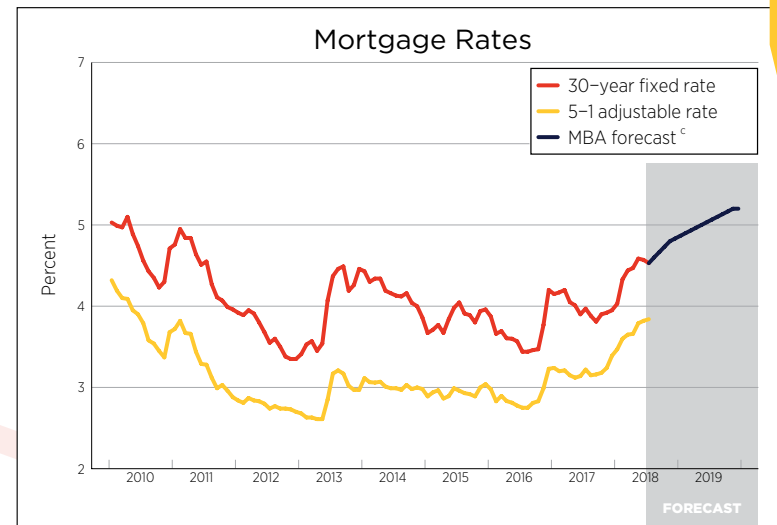
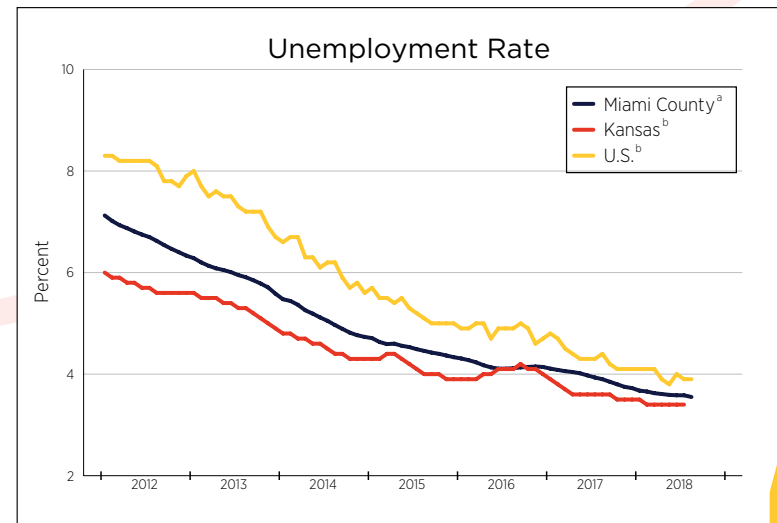
Sources: Federal Housing Finance Agency, National Association of REALTORS®, Participating REALTOR® multiple listing services across Kansas, U.S. Bureau of the Census, WSU Center for Real Estate

Notes: a) Total home sales in Kansas as reported by participating REALTOR® multiple listing services across the state
 b) Single-family building permits issued in Kansas as reported by the U.S. Bureau of the Census
 c) Year-over-year percentage change in the Federal Housing Finance Agency all-transactions housing price index for Kansas, as measured using 4th quarter values



ECONOMIC OVERVIEW

Mortgage rates should rise above 5 percent in 2019



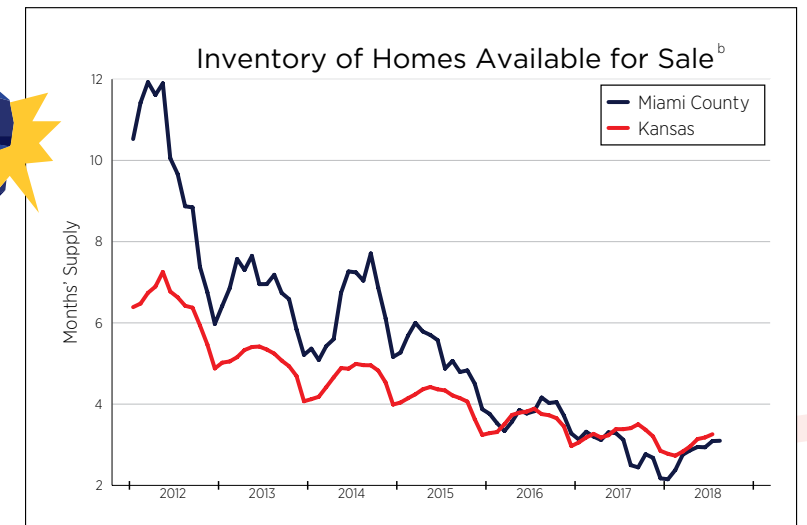
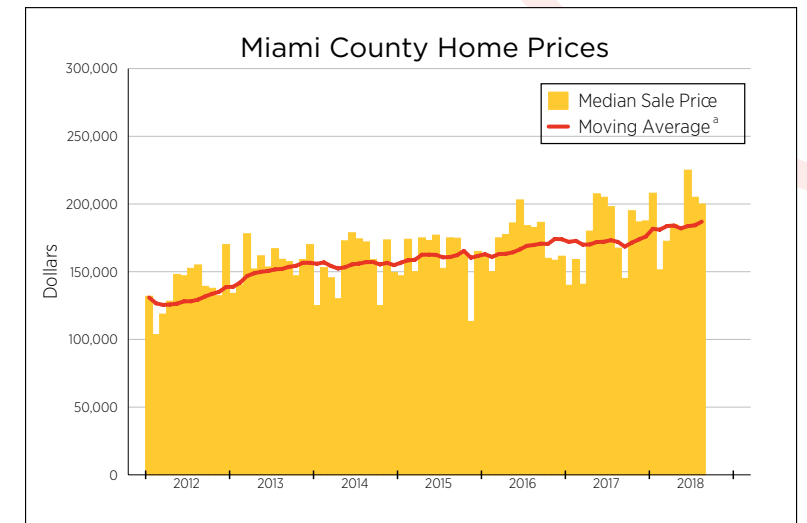
Sources: Freddie Mac, Mortgage Bankers Association, U.S. Bureau of Labor Statistics

Notes: a) Twelve-month trailing moving average of the Miami County unemployment rate

b) Seasonally adjusted

c) Mortgage Bankers Association August 2018 forecast of the 30-year conventional mortgage rate

MIAMI COUNTY HOUSING STATISTICS



Sources: Heartland Multiple Listing Service and participating Kansas REALTOR® MLS systems

Notes: a) Twelve-month trailing moving average of the median sale price of all homes in Miami County

b) Active listings divided by the 12-month trailing moving average of sales

