

# In Labette County, the Hunt is on!

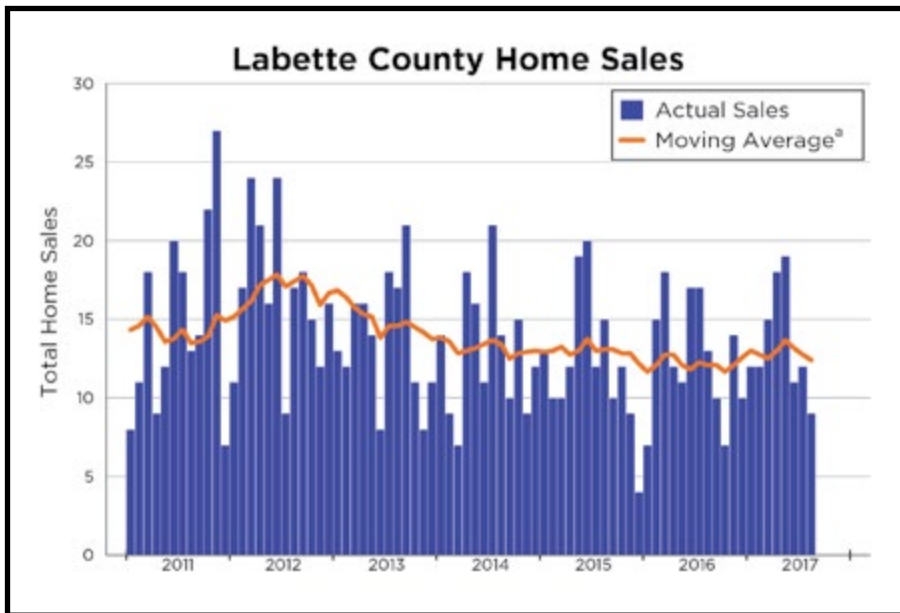
The Labette County Housing Outlook is a part of the Kansas Housing Markets Forecast series. Our theme this year is “The Hunt is On!” reflecting the tight inventories of homes available for sale across much of the state. Whether you’re a buyer, a seller or a real estate professional, we’ve prepared this year’s Labette County Housing Outlook to help you track your quarry.

**Dr. Stanley D. Longhofer**

Director, WSU Center for Real Estate  
 WICHITA.EDU/REALESTATE



## Labette County Housing Statistics



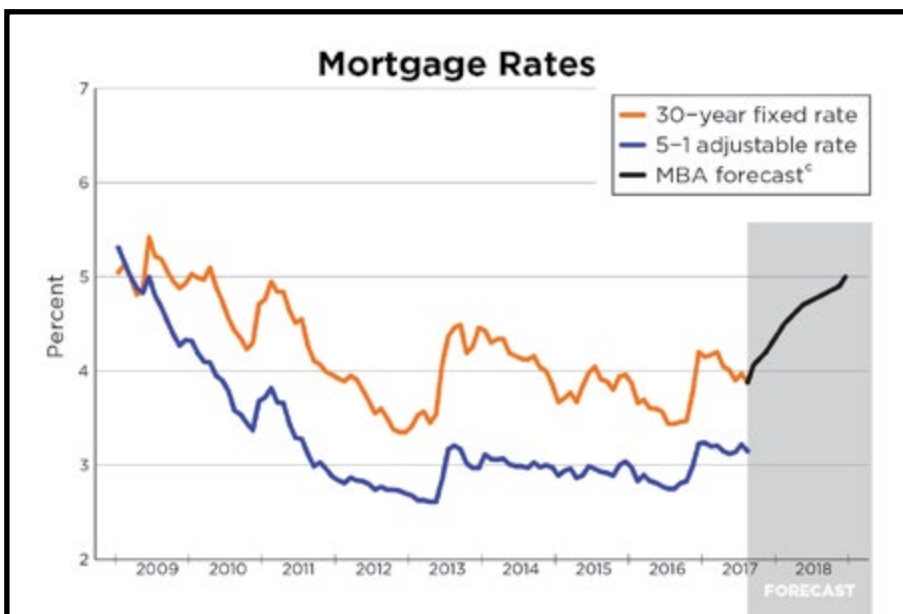
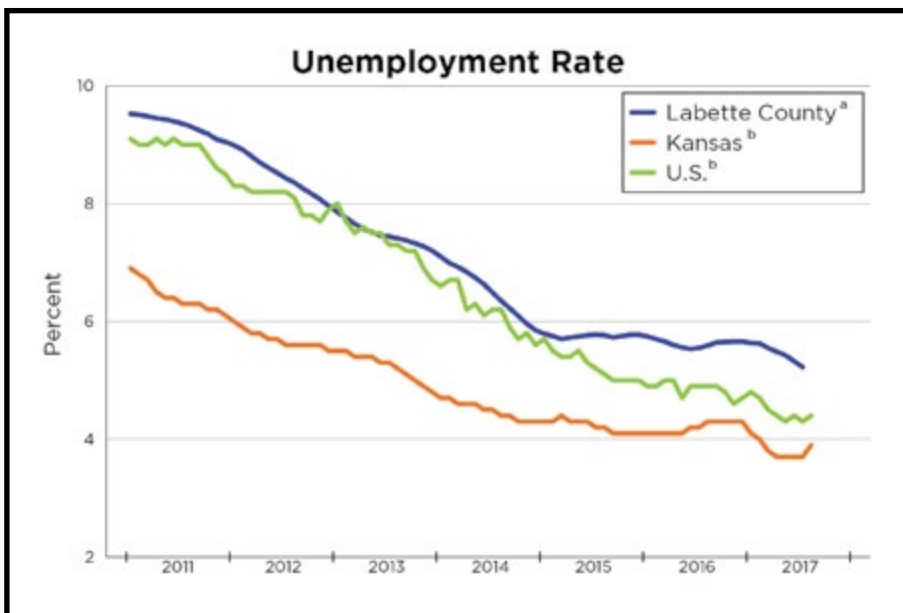
Sources: Southeast Kansas Association of REALTORS® and participating Kansas REALTOR® MLS systems

Note: a) Twelve-month trailing moving average of total home sales in Labette County

The Labette County Housing outlook is brought to you in partnership with



# Economic Overview



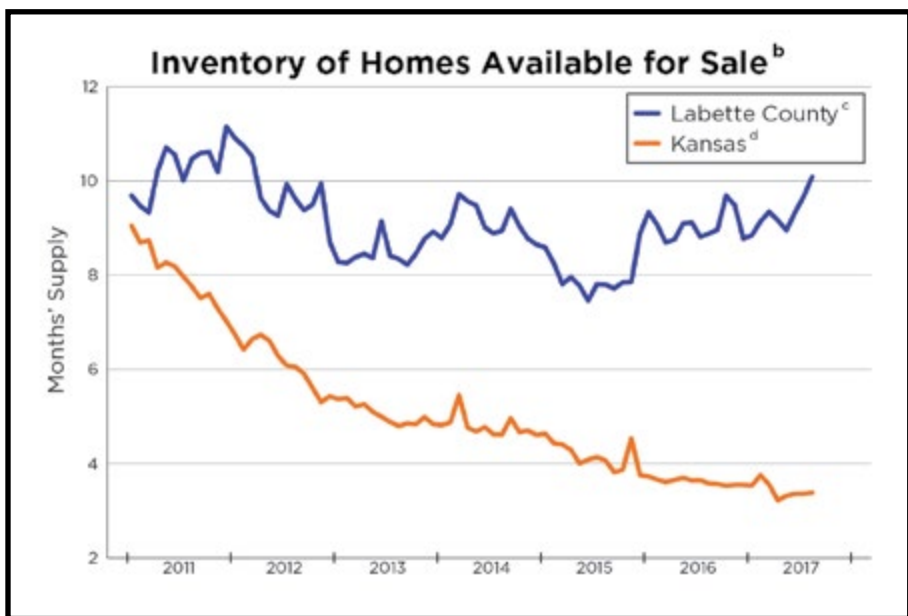
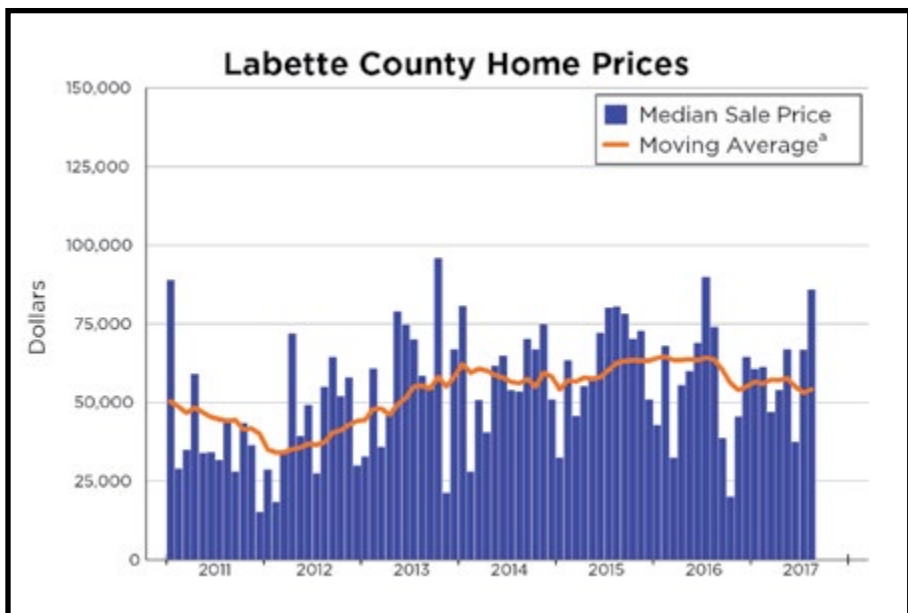
Sources: Freddie Mac, Mortgage Bankers Association, U.S. Bureau of Labor Statistics

- Notes:
- a) Twelve-month trailing moving average of the Labette County unemployment rate
  - b) Seasonally adjusted
  - c) Mortgage Bankers Association September 2017 forecast of the 30-year conventional mortgage rate

Mortgage rates should remain below 5 percent through the end of 2018



# Labette County Housing Statistics



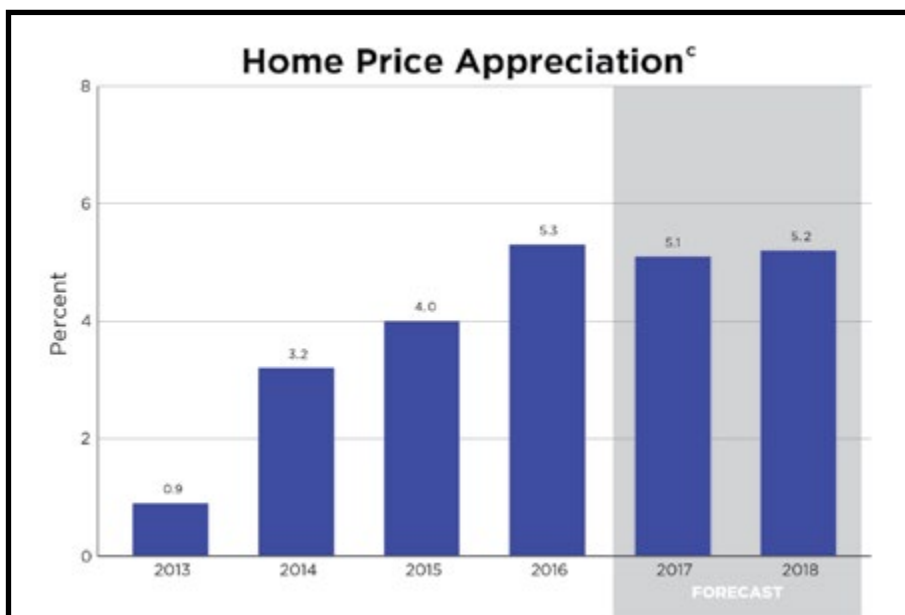
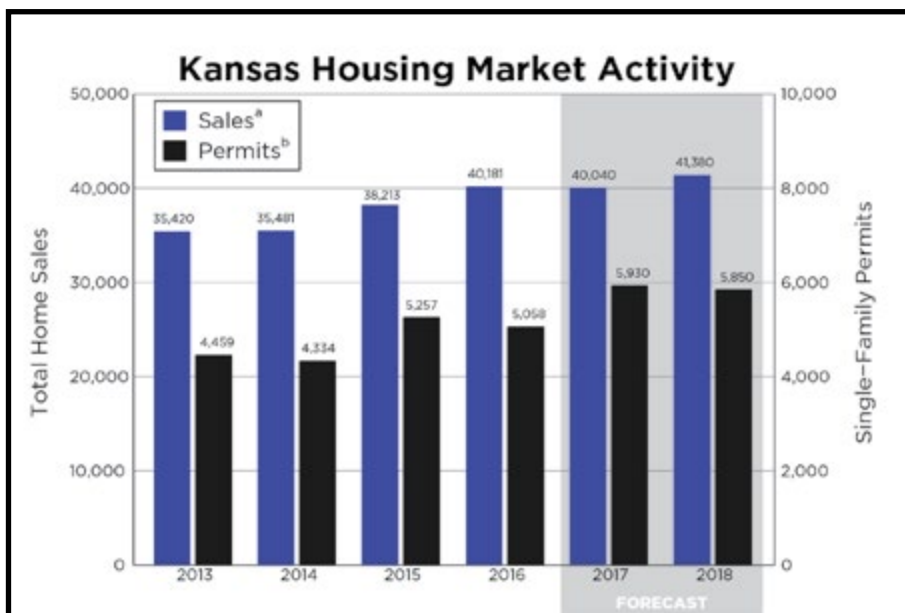
Sources:  
Southeast Kansas Association of REALTORS® and participating Kansas REALTOR® MLS systems

- Notes:
- a) Twelve-month trailing moving average of the median sale price of all homes in Labette County
  - b) Ratio of active listings to home sales
  - c) Twelve-month trailing moving average of Labette County inventory
  - d) Kansas statewide inventory figure is seasonally adjusted

**2017 YTD Days on Market: 44 days**



# Kansas Statewide Housing Forecast



Sources:


Federal Housing Finance Agency, National Association of REALTORS®, Participating REALTOR® multiple listing services across Kansas, U.S. Bureau of the Census, WSU Center for Real Estate

Notes:

a) Total home sales in Kansas as reported by participating REALTOR® multiple listing services across the state

b) Single-family building permits issued in Kansas as reported by the U.S. Bureau of the Census

c) Year-over-year percentage change in the Federal Housing Finance Agency all-transactions housing price index for Kansas, as measured using 4<sup>th</sup> quarter values



WICHITA STATE UNIVERSITY  
W. FRANK BARTON SCHOOL OF BUSINESS



Design by Visual Fusion Graphic & Web Design Studio