

2019 Kansas Housing Markets Outlook

# MCPHERSON COUNTY HOUSING OUTLOOK

Participating in today's real estate market can feel like you're in the middle of a three ring circus. Whether you're a buyer, a seller or a real estate professional, the McPherson County Housing Outlook is designed to give you the information you need to sort through the mayhem and engage the market with confidence. ***Jump into the Ring!***

## Dr. Stanley D. Longhofer

Director, WSU Center for Real Estate  
[wichita.edu/realestate](http://wichita.edu/realestate)

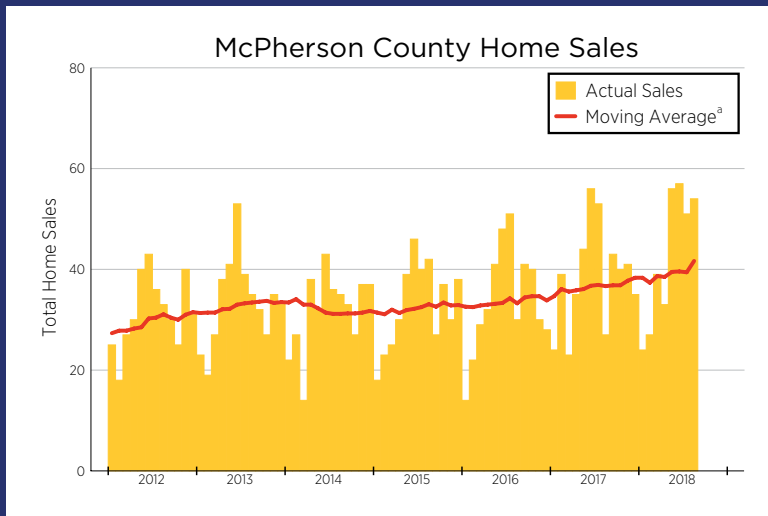


**CRE**

CENTER FOR REAL ESTATE

WICHITA STATE  
UNIVERSITY

W. FRANK BARTON  
SCHOOL OF BUSINESS



### Sources:

Prairie Land REALTORS® and participating Kansas REALTOR® MLS systems

### Notes:

a) Twelve-month trailing moving average of total home sales in McPherson County

*The McPherson County Housing Outlook is made possible by*



Security 1<sup>st</sup> Title

Design by Visual Fusion Graphic & Web Design Studio

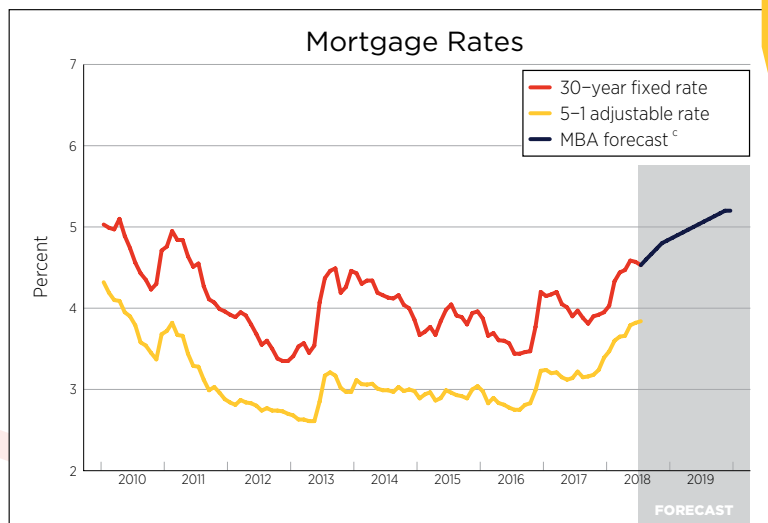
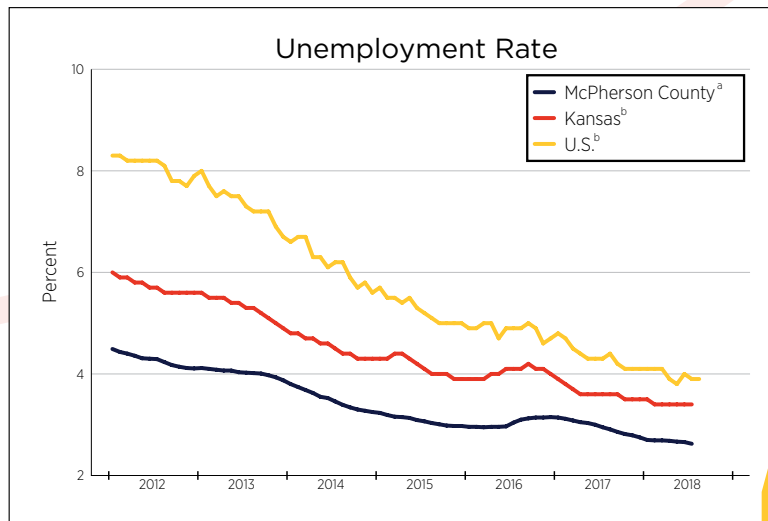


WICHITA STATE  
UNIVERSITY

W. FRANK BARTON  
SCHOOL OF BUSINESS

# ECONOMIC OVERVIEW

**Mortgage rates should rise  
above 5 percent in 2019**



Sources:  
Freddie Mac, Mortgage Bankers Association, U.S. Bureau of Labor Statistics

Notes:

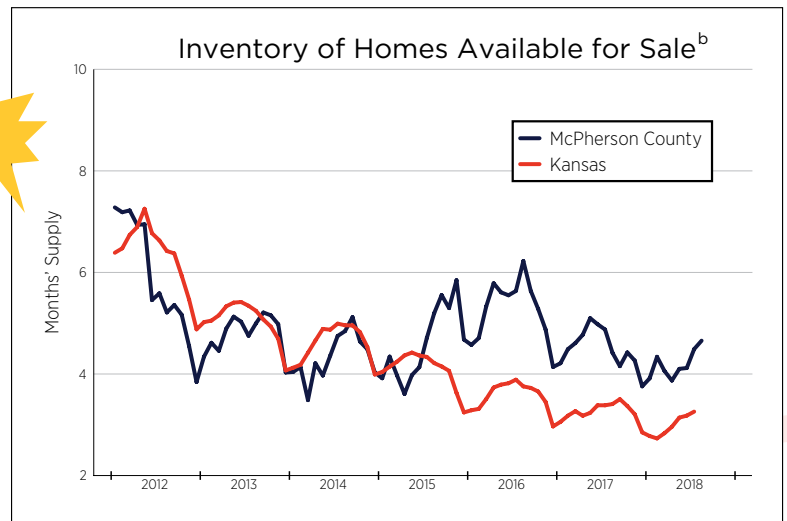
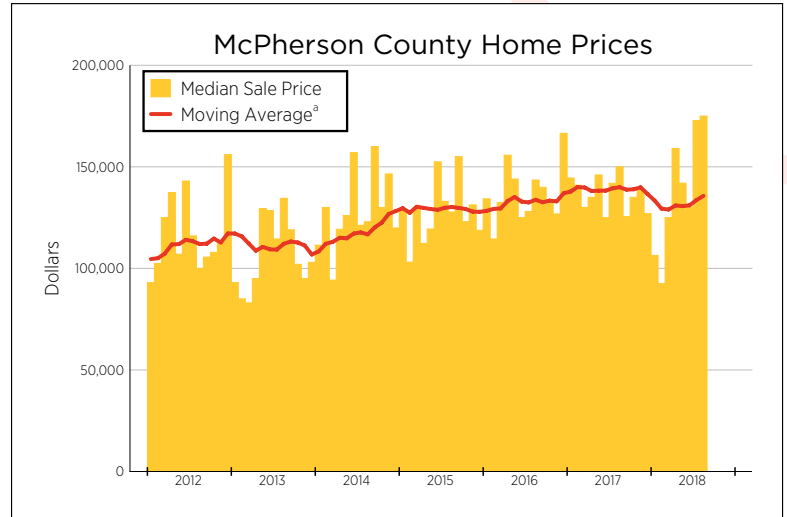
a) Twelve-month trailing moving average of the McPherson County unemployment rate

b) Seasonally adjusted

c) Mortgage Bankers Association August 2018 forecast of the 30-year conventional mortgage rate



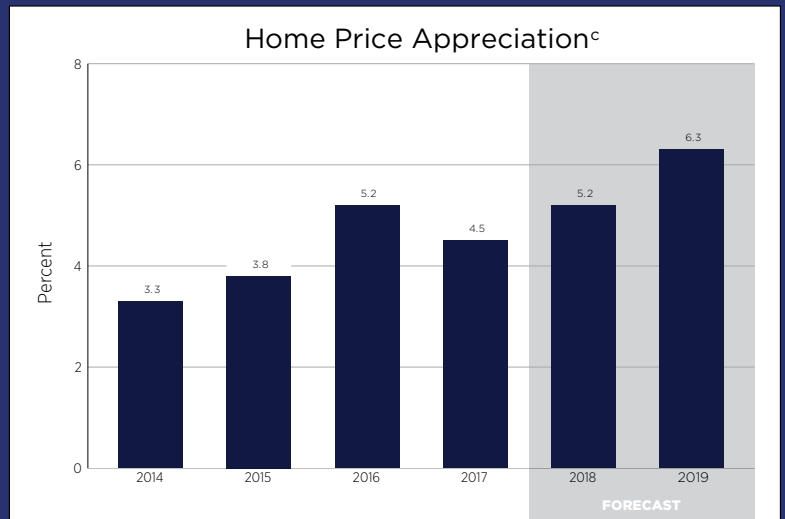
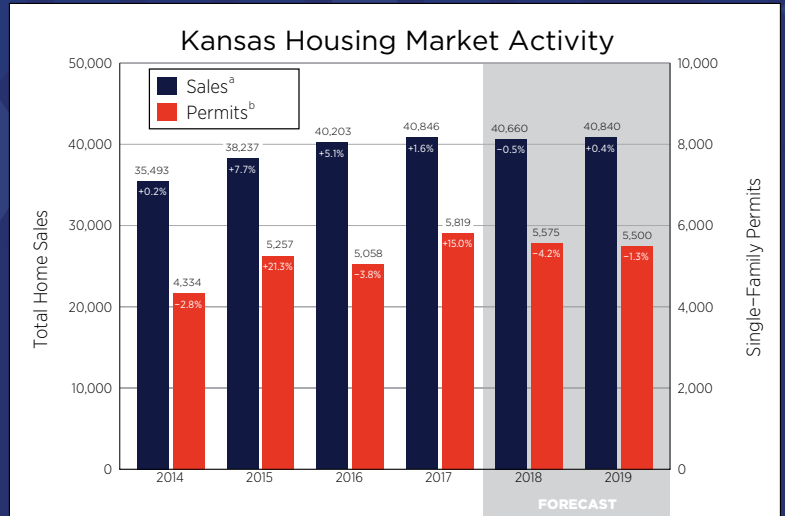
# MCPHERSON COUNTY HOUSING STATISTICS



Sources:  
Prairie Land REALTORS® and participating  
Kansas REALTOR® MLS systems

Notes:  
a) Twelve-month trailing moving average of the median  
sale price of all homes in McPherson County  
b) Active listings divided by the 12-month trailing moving  
average of sales

# KANSAS STATEWIDE HOUSING FORECAST



## Sources:

Federal Housing Finance Agency, National Association of REALTORS®, Participating REALTOR® multiple listing services across Kansas, U.S. Bureau of the Census, WSU Center for Real Estate

## Notes:

a) Total home sales in Kansas as reported by participating REALTOR® multiple listing services across the state

b) Single-family building permits issued in Kansas as reported by the U.S. Bureau of the Census

c) Year-over-year percentage change in the Federal Housing Finance Agency all-transactions housing price index for Kansas, as measured using 4th quarter values



WICHITA STATE  
UNIVERSITY  
W. FRANK BARTON  
SCHOOL OF BUSINESS

