


South Central Kansas

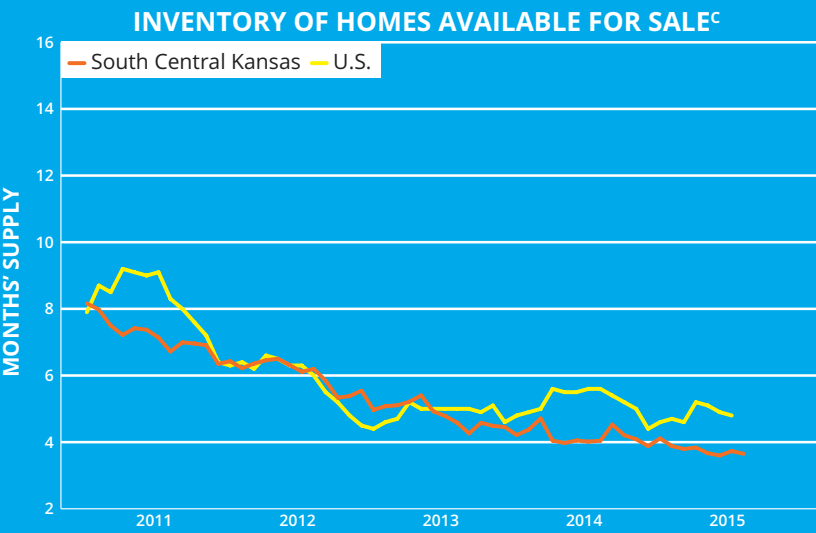
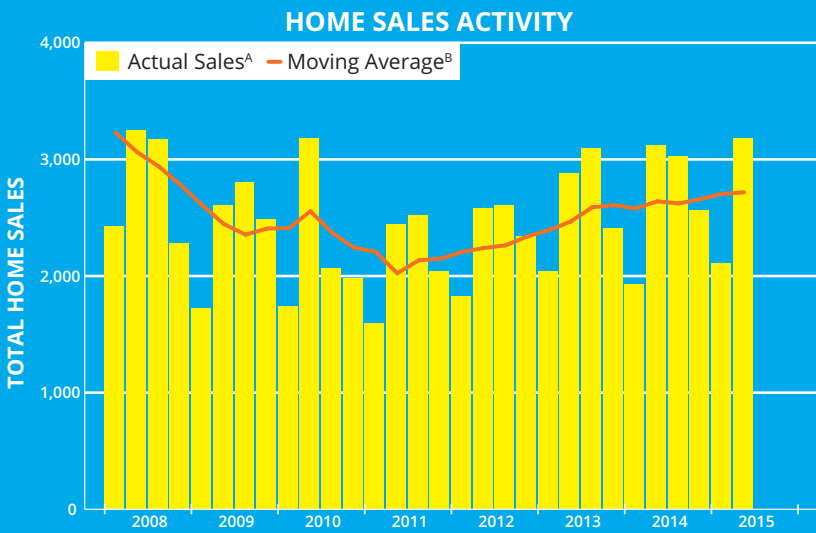


Since bottoming out at the end of 2010, home sales activity in South Central Kansas has increased steadily. This trend is likely to continue in 2016, led by modest growth in the Wichita area.

As sales have increase, new listings of home being put on the market have failed to keep pace. As a result, there is now less than a four months' supply of homes available for sale, and sale prices are beginning to rise once again.

FOR THE LATEST TRENDS AND STATISTICS, VISIT WICHITA.EDU/REALESTATE

HOME PRICES ARE
BEGINNING TO RISE IN
THE WAKE OF TIGHT
INVENTORIES OF
HOMES AVAILABLE
FOR SALE.



Sources:
National Association of REALTORS®, Participating REALTOR® multiple listing services across Kansas

Notes:
A) Total home sales in South Central Kansas as reported by participating REALTOR® multiple listing services across Kansas
B) Four-quarter trailing moving average of actual sales
C) Ratio of active listings to home sales, seasonally adjusted