

2023 KANSAS HOUSING FORECAST

Dr. Stanley D. Longhofer

October 20, 2022



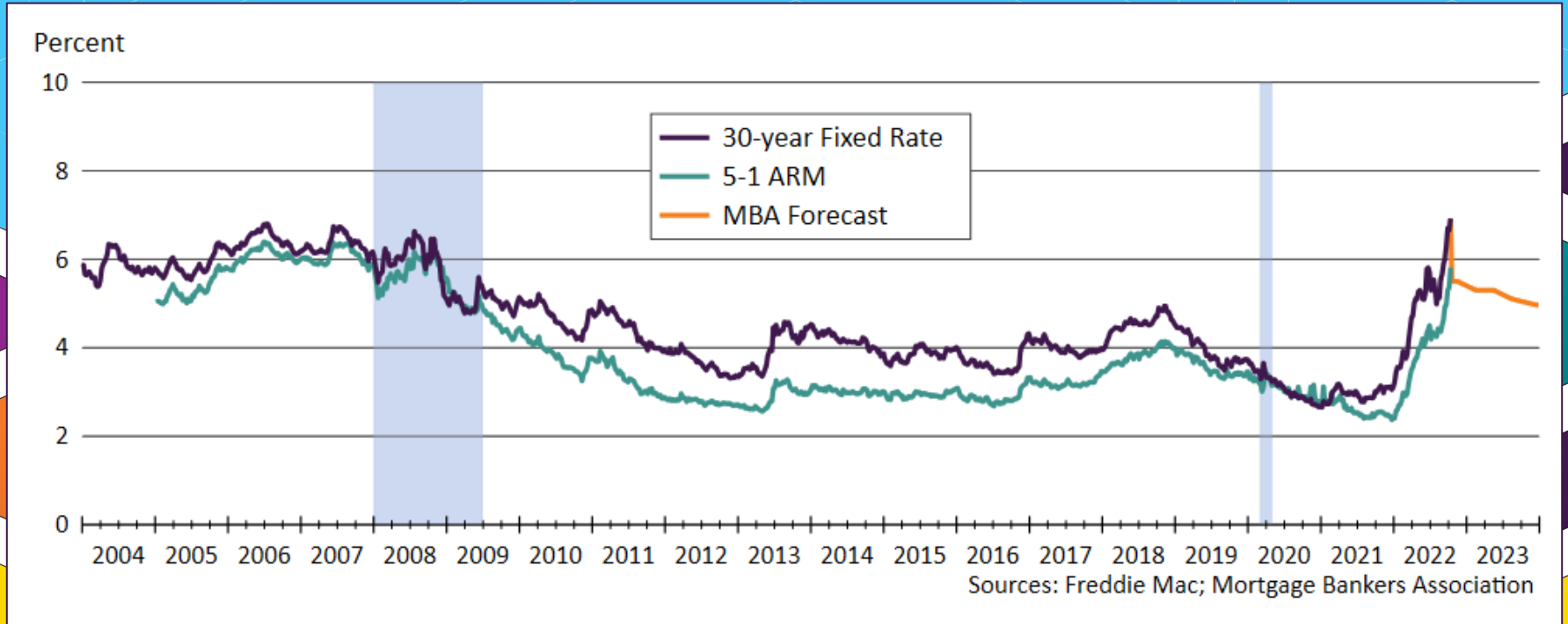
WICHITA STATE
UNIVERSITY
*W. FRANK BARTON
SCHOOL OF BUSINESS*

Thanks to



and participating REALTOR®
MLS systems across Kansas

Mortgage Rates Forecast



Hays-Area Home Sales

Units

100

Actual Sales
Moving Average

80

60

40

20

0

2010

2011

2012

2013

2014

2015

2016

2017

2018

2019

2020

2021

2022

Source: Hays Board of REALTORS®

Homes Available for Sale in Hays

Units

300

250

200

150

100

50

0

2010

2011

2012

2013

2014

2015

2016

2017

2018

2019

2020

2021

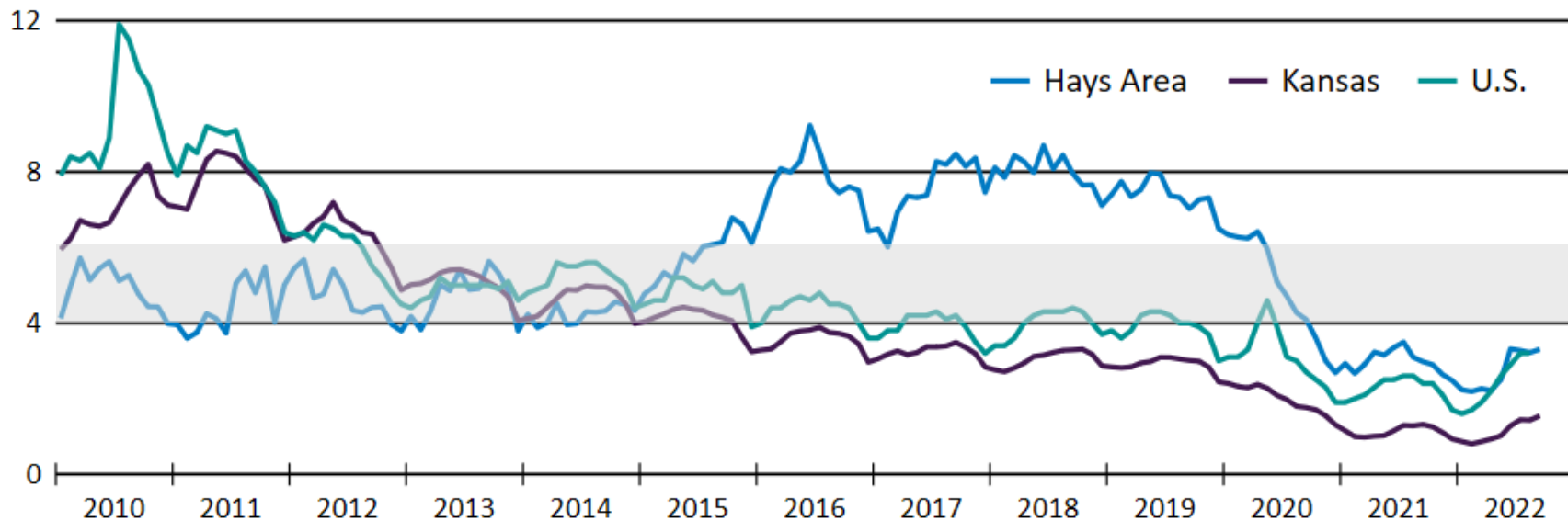
2022

Active Listings
Moving Average

Source: Hays Board of REALTORS®

Inventories of Homes Available for Sale

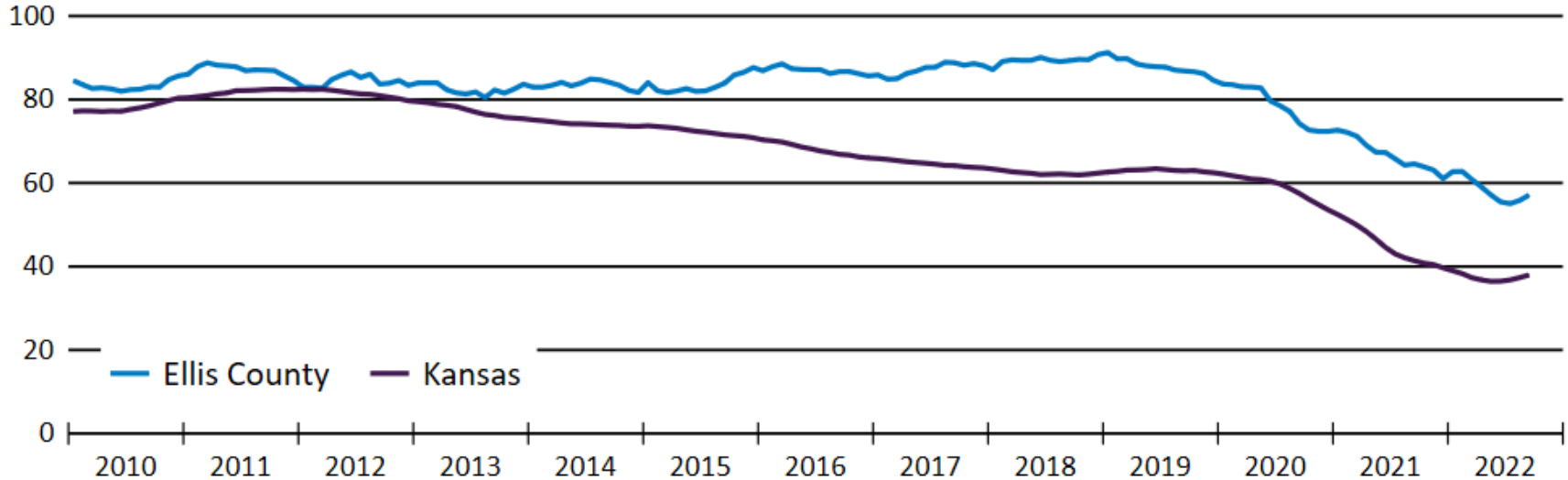
Months' Supply



Sources: Hays Board of REALTORS®; NAR; Participating Kansas REALTOR® MLS Systems

Fraction of Homes Selling at a Discount from Original Asking Price

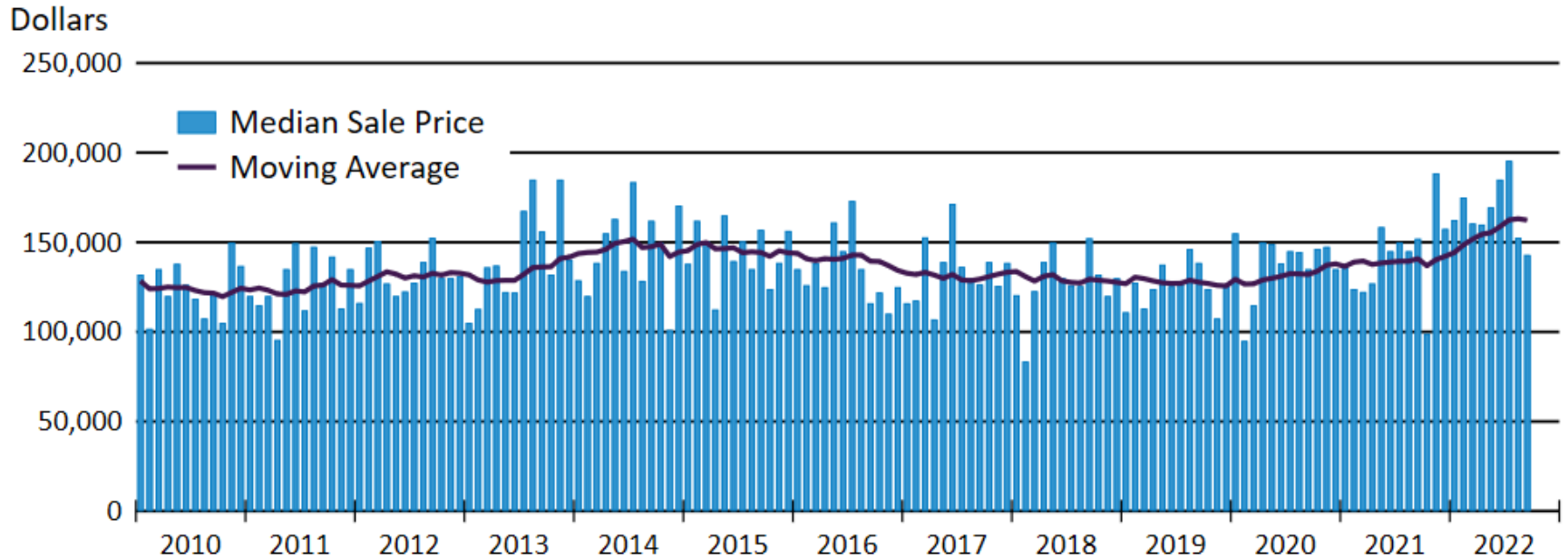
Percent



Source: Participating Kansas REALTOR® MLS Systems

Note: Data are 12-month trailing moving averages

Median Sale Prices in Hays



Source: Hays Board of REALTORS®

2023 Kansas Housing Forecast

	2020 <u>Actual</u>	2021 <u>Actual</u>	2022 <u>Forecast</u>	2023 <u>Forecast</u>
Total Home Sales	44,239 units +7.5%	46,272 units +4.6%	43,100 units -6.9%	44,930 units +4.2%
SF Building Permits	5,975 units +17.4%	6,569 units +9.9%	6,310 units -3.9%	6,255 units -0.9%
Home Price Appreciation	+6.6%	+14.6%	+12.3%	+5.4%

2023 KANSAS HOUSING FORECAST

