

2023 KANSAS HOUSING FORECAST

Dr. Stanley D. Longhofer

October 13, 2022



WICHITA STATE
UNIVERSITY

W. FRANK BARTON
SCHOOL OF BUSINESS

Saline County Housing Outlook Sponsors



Security 1st Title

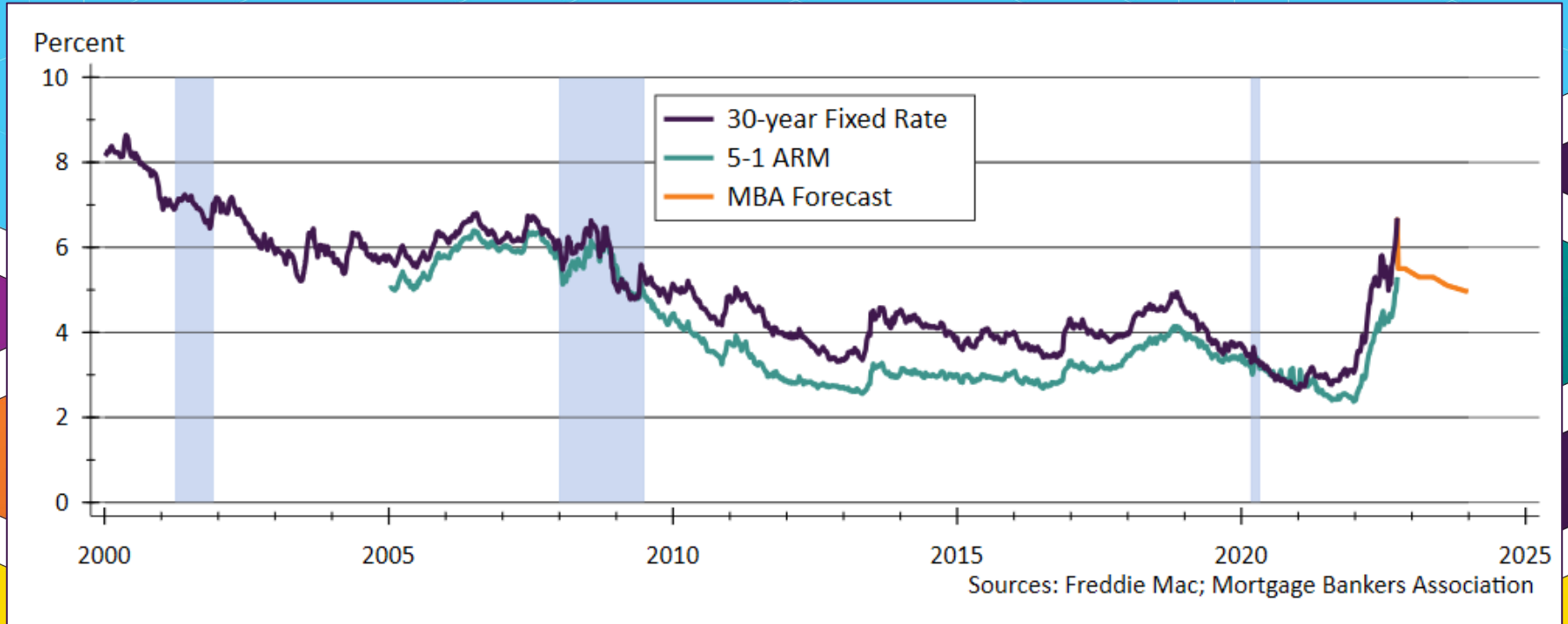


Thanks also to



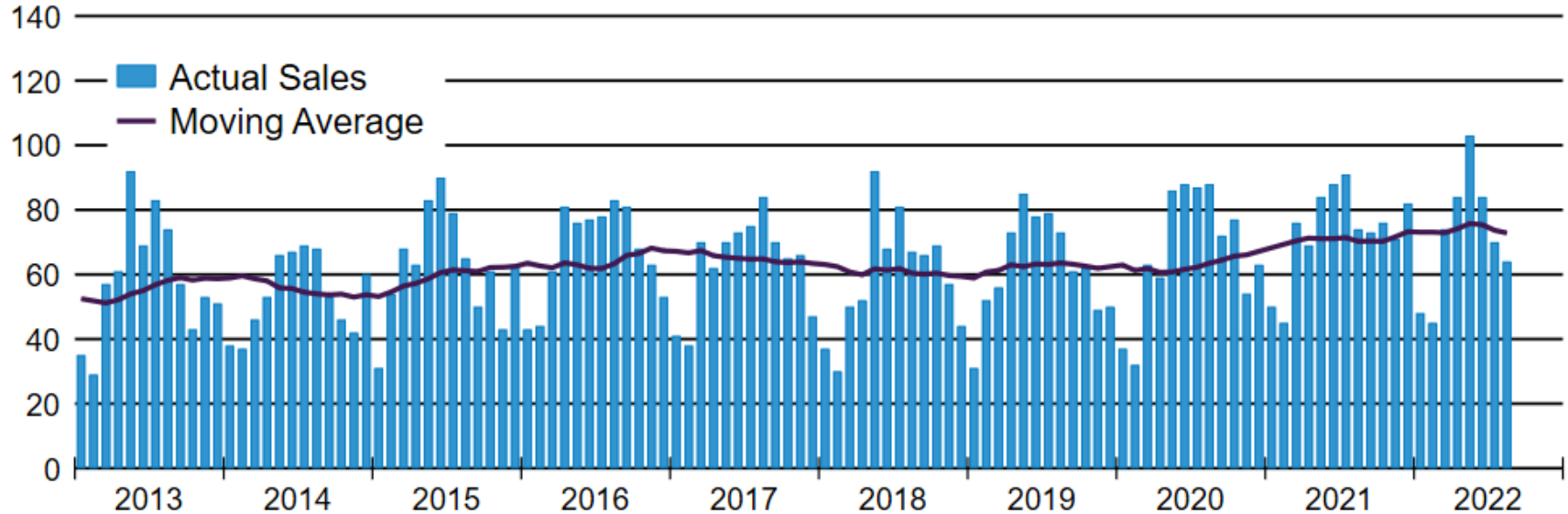
and participating REALTOR®
MLS systems across Kansas

Mortgage Rates Forecast



Salina-Area Home Sales

Sales



Source: Great Plains Association of REALTORS®

Fraction of Homes Selling at a Discount from Original Asking Price

Percent

100

80

60

40

20

0

2010

2011

2012

2013

2014

2015

2016

2017

2018

2019

2020

2021

2022

— Saline County

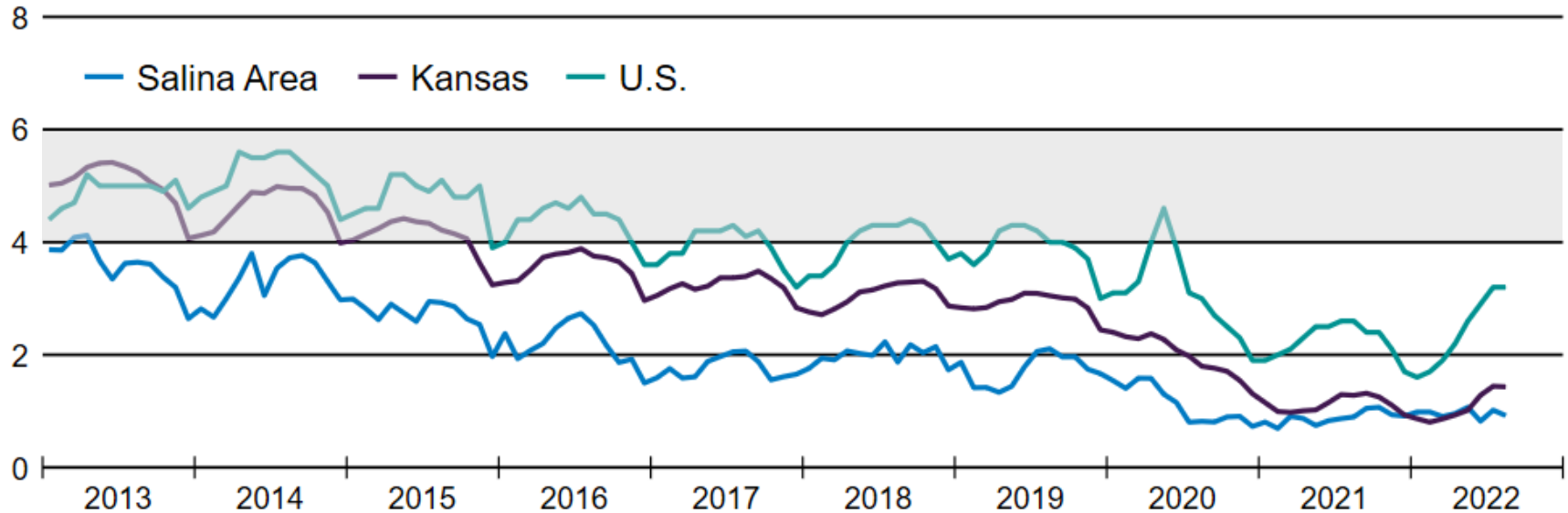
— Kansas

Source: Participating Kansas REALTOR® MLS Systems

Note: Data are 12-month trailing moving averages

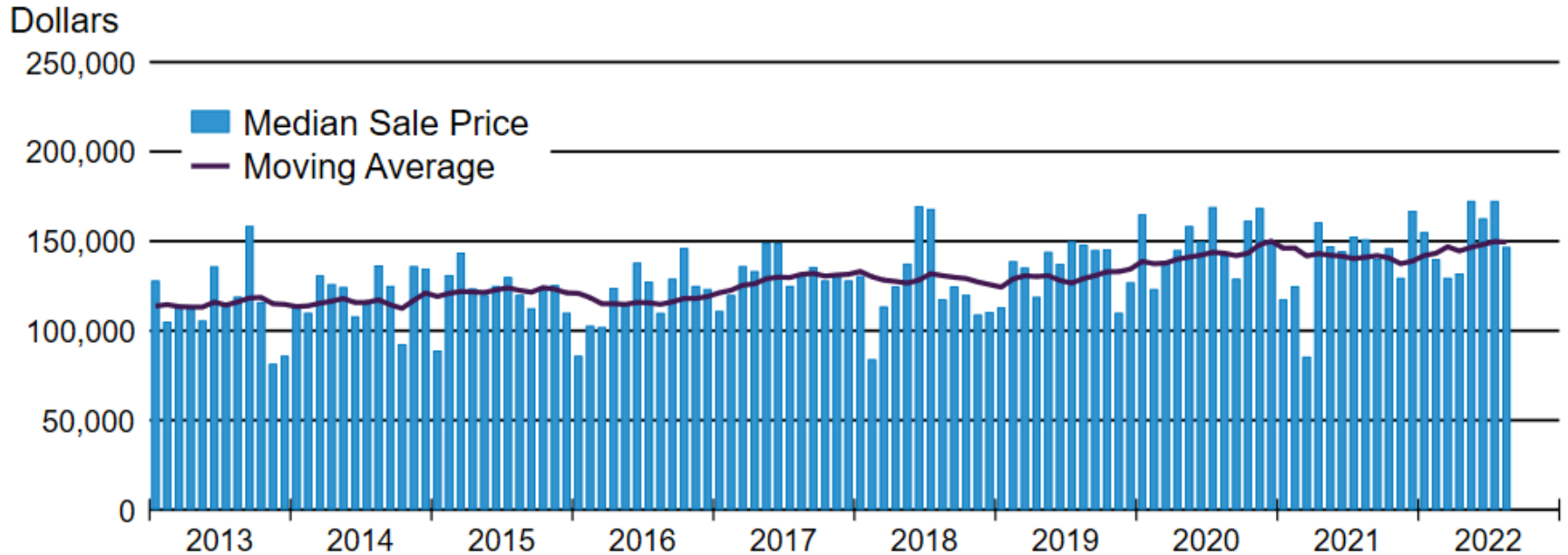
Inventories of Homes Available for Sale

Months' Supply



Sources: Great Plains Association of REALTORS®; NAR; Participating Kansas REALTOR® MLS Systems

Median Sale Prices in Salina



Source: Great Plains Association of REALTORS®

2023 Kansas Housing Forecast

	2020 <u>Actual</u>	2021 <u>Actual</u>	2022 <u>Forecast</u>	2023 <u>Forecast</u>
Total Home Sales	44,239 units +7.5%	46,272 units +4.6%	43,100 units -6.9%	44,930 units +4.2%
SF Building Permits	5,975 units +17.4%	6,569 units +9.9%	6,310 units -3.9%	6,255 units -0.9%
Home Price Appreciation	+6.6%	+14.6%	+12.3%	+5.4%

2023 KANSAS HOUSING FORECAST

