

# Finney County Housing Outlook

## 2020 Kansas Housing Markets Forecast



COURTESY OF THE LIBRARY OF CONGRESS, WWW.LOC.GOV/ITEM/KS0050

There's a proud history of real estate in Kansas. In this year's Finney County Housing Outlook, we offer you a glimpse of the scenes and images that laid the foundation for where we are today. As you look ahead to what's in store in the coming year, we hope you enjoy this look back at the past.

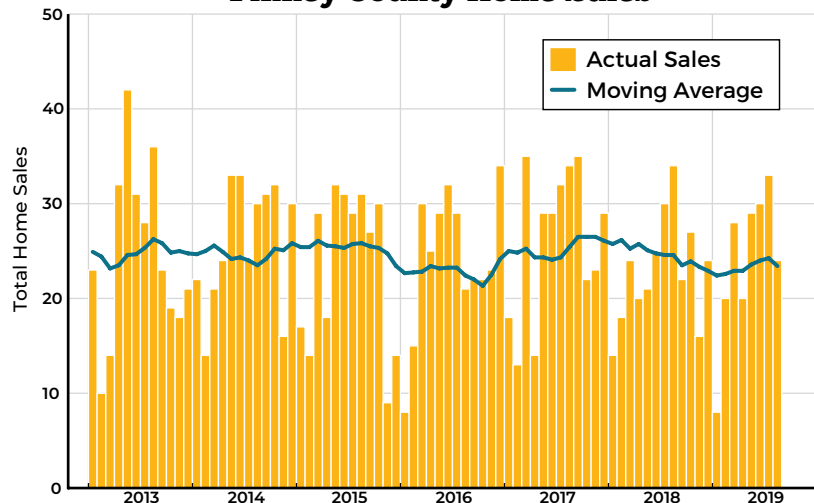
**Dr. Stanley D. Longhofer**

Director, WSU Center for Real Estate

wichita.edu/realestate



### Finney County Home Sales



Sources: Garden City Board of REALTORS® and participating Kansas REALTOR® MLS systems

The Finney County Housing Outlook is made possible by

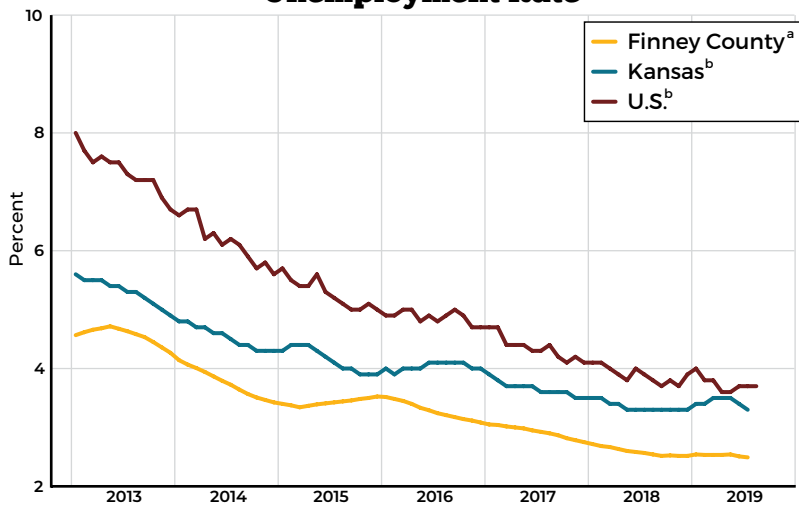


Security 1<sup>st</sup> Title

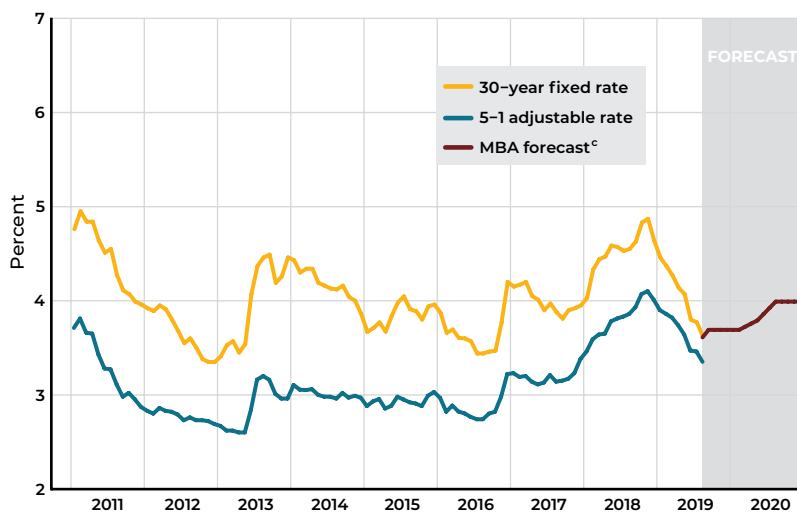
# Economic Overview

Mortgage Rates to Remain Below 4 Percent

## Unemployment Rate



## Mortgage Rates



Sources: Freddie Mac, Mortgage Bankers Association, U.S. Bureau of Labor Statistics

### Notes:

a) Twelve-month trailing moving average of the Finney County unemployment rate

b) Seasonally adjusted

c) Mortgage Bankers Association August 2019 forecast of the 30-year conventional mortgage rate

COURTESY OF THE LIBRARY OF CONGRESS, WWW.LOC.GOV/ITEM/2017740805



↑  
**TRACTOR-DRAWN FLOATER,  
GRAY COUNTY, KS, 1939**

**OLD WINDMILL AND SHED  
ON ABANDONED FARM NEAR  
SYRACUSE, KS, 1939**  
↓



COURTESY OF THE LIBRARY OF CONGRESS, WWW.LOC.GOV/ITEM/2017784226

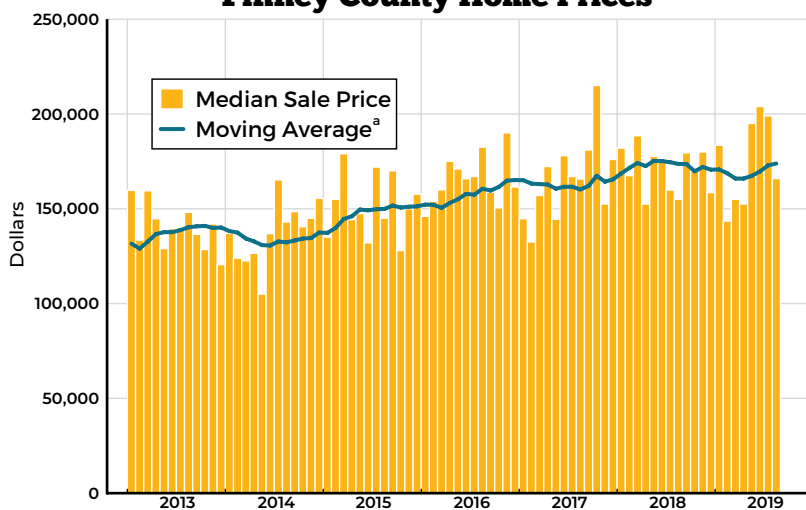


COURTESY OF THE LIBRARY OF CONGRESS, WWW.LOC.GOV/ITEM/2017717522

**KANSAS  
SORGHUM  
CANE,  
1938**

# Finney County Housing Statistics

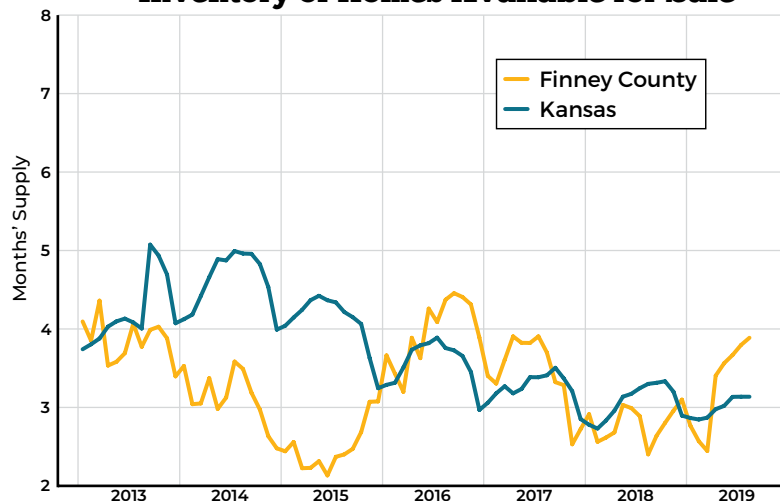
**Finney County Home Prices**



**FARMERS AT  
THE AUCTION,  
OSKALOOSA, KS,  
1938**



**Inventory of Homes Available for Sale<sup>b</sup>**



Sources: Garden City Board of REALTORS® and participating Kansas REALTOR® MLS systems

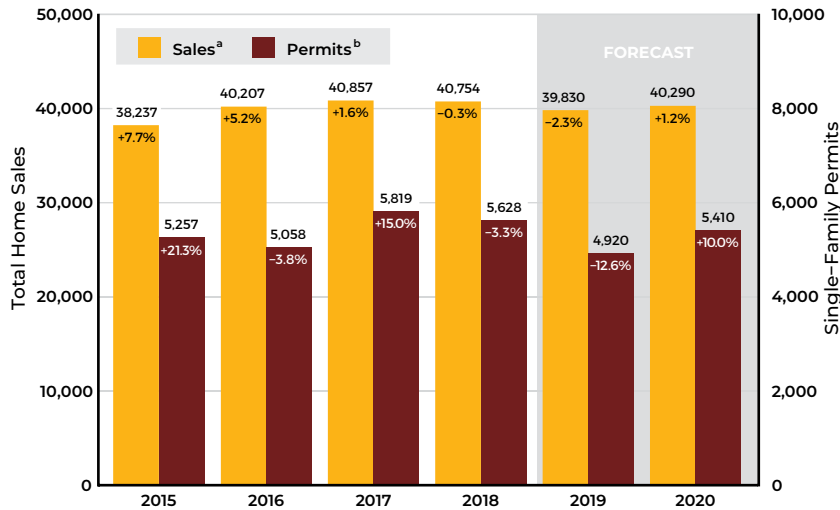
**Notes:**

- a) Twelve-month trailing moving average of the median sale price of all homes in Finney County
- b) Active listings divided by the 12-month trailing moving average of sales

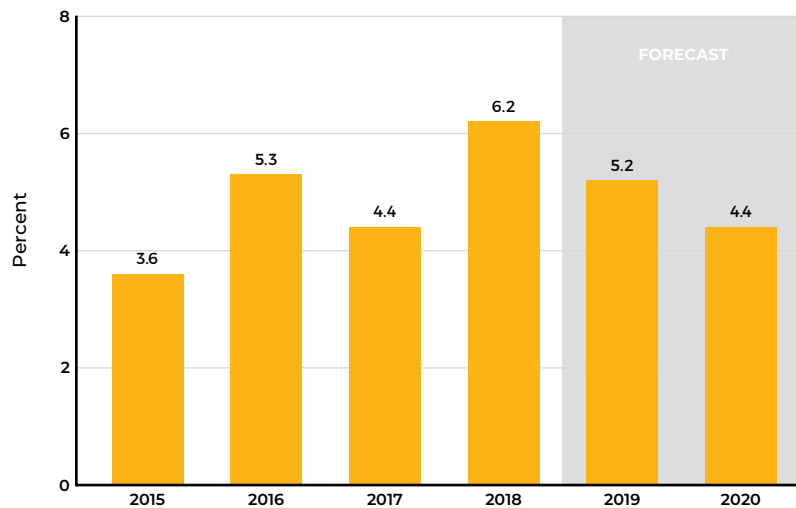
For the latest data and analysis on real estate markets in Kansas, visit [wichita.edu/realestate](http://wichita.edu/realestate).

# Kansas Statewide Housing Forecast

## Kansas Housing Market Activity



## Home Price Appreciation<sup>c</sup>



Sources: Federal Housing Finance Agency, National Association of REALTORS®, Participating REALTOR® multiple listing services across Kansas, U.S. Bureau of the Census, WSU Center for Real Estate

### Notes:

- a) Total home sales in Kansas as reported by participating REALTOR® multiple listing services across the state
- b) Single-family building permits issued in Kansas as reported by the U.S. Bureau of the Census
- c) Year-over-year percentage change in the Federal Housing Finance Agency all-transactions housing price index for Kansas, as measured using 4th quarter values



WICHITA STATE  
UNIVERSITY  
W. FRANK BARTON  
SCHOOL OF BUSINESS



DESIGN BY VISUAL FUSION GRAPHIC DESIGN STUDIO

Front and back cover images courtesy of the Library of Congress, [www.loc.gov/item/sanborn02965\\_003](http://www.loc.gov/item/sanborn02965_003)

