

# Crawford County Housing Outlook

## 2020 Kansas Housing Markets Forecast



COURTESY OF THE LIBRARY OF CONGRESS, WWW.LOC.GOV/ITEM/KS0050

There's a proud history of real estate in Kansas. In this year's Crawford County Housing Outlook, we offer you a glimpse of the scenes and images that laid the foundation for where we are today. As you look ahead to what's in store in the coming year, we hope you enjoy this look back at the past.

### Dr. Stanley D. Longhofer

Director, WSU Center for Real Estate

[wichita.edu/realestate](http://wichita.edu/realestate)

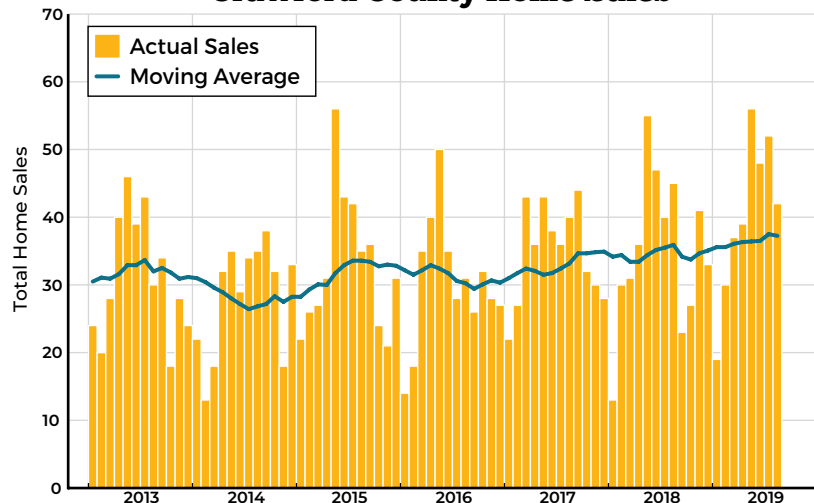


WICHITA STATE UNIVERSITY  
W. FRANK BARTON  
SCHOOL OF BUSINESS



STONE HOUSE AT KANT-DOMANN FARMSTEAD, HOPE, KS, 1933

### Crawford County Home Sales



Sources: Pittsburg Board of REALTORS® and participating Kansas REALTOR® MLS systems

The Crawford County Housing Outlook is made possible by



Security 1<sup>st</sup> Title

#### STREETS.

B  
Broadway, N., 100-324  
" " " " 101-325  
" " " " 400-675  
" " " " 700-925  
" " " " 1000-1215  
" " " " 100-411

E  
Eighth, E., 100-125  
" " " " 200-427  
" " " " 300-721  
" " " " 100-225  
Eleventh, E., 100-513  
" " " " 100-109  
" " " " 100-317  
" " " " 400-615  
" " " " 700-915  
" " " " 1000-1025  
" " " " 100-412  
" " " " 100-223  
" " " " 100-107  
" " " " 100-319

F  
Fairview, N., 404-413  
Fifth, E., 100-125  
" " " " 200-427  
" " " " 100-225  
First, E., 100-218  
" " " " 101-325  
" " " " 100-208  
" " " " 101-105  
Fourth, E., 100-324  
" " " " 101-227  
" " " " 201-425  
" " " " 100-244  
" " " " 101-311

G  
Grand Ave., N., 400-013  
" " " " 701-913  
" " " " 1000-1025

J  
Joplin Ave., N., 101-323  
" " " " 200-210  
" " " " 400-615  
" " " " 700-915  
" " " " 1000-1025

K  
Kansas Ave., E., 100-225  
" " " " 100-107

L  
Locust, N., 100-319  
" " " " 404-616  
" " " " 401-615  
" " " " 700-916  
" " " " 101-915  
" " " " 1000-1025  
" " " " 100-411

M  
Michigan Ave., 604-803

N  
Ninth, E., 100-125  
" " " " 200-425  
" " " " 100-225

O  
Olive Ave., N., 100-314

P  
Pine, N., 100-315  
" " " " 400-625  
" " " " 700-915

R  
Rose Ave., E., 100-225  
" " " " 100-107

S  
Second, E., 100-323  
" " " " 100-311  
" " " " 100-124  
" " " " 101-125  
" " " " 200-426  
" " " " 201-427  
" " " " 600-715  
" " " " 100-225  
" " " " 101-225  
Sixth, E., 100-125  
" " " " 200-427  
" " " " 100-225  
Sneller Ave., 604-804

T  
Tenth, E., 100-124  
" " " " 101-611  
" " " " 200-426  
" " " " 101-225  
Third, E., 100-323  
" " " " 200-425  
" " " " 100-311  
Twelfth, E., 100-129

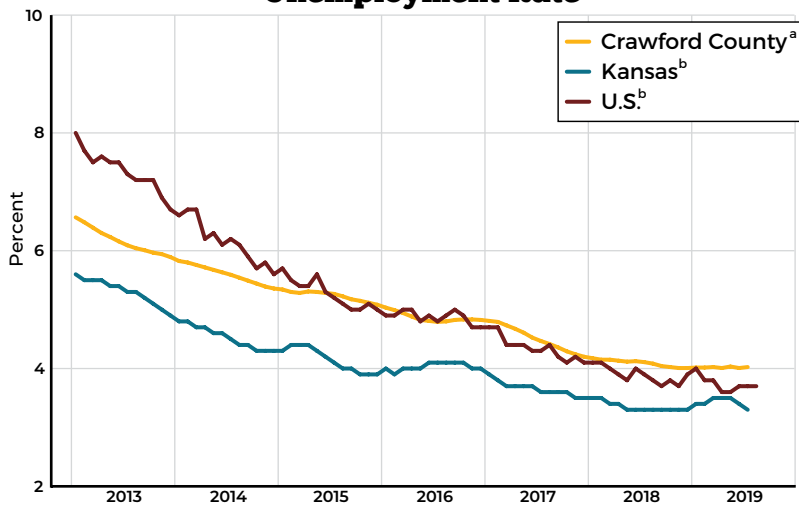
W  
Walnut, N., 100-313

\* Indicates only

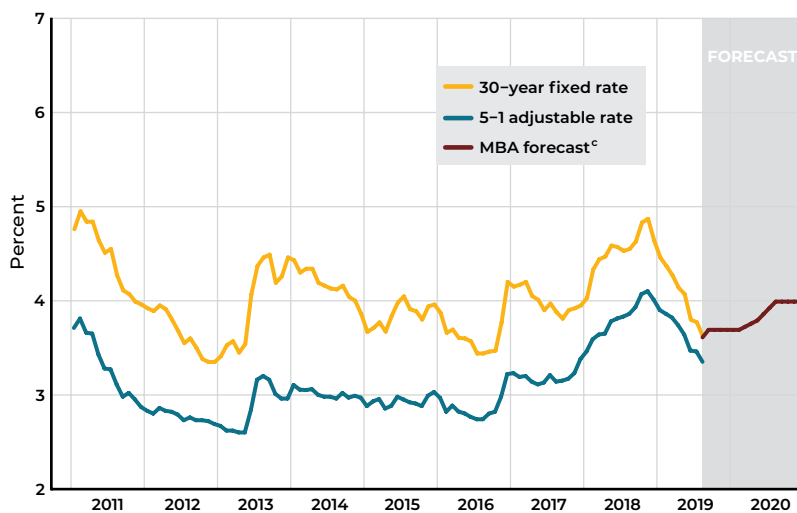
# Economic Overview

Mortgage Rates to Remain Below 4 Percent

## Unemployment Rate



## Mortgage Rates



Sources: Freddie Mac, Mortgage Bankers Association, U.S. Bureau of Labor Statistics

### Notes:

a) Twelve-month trailing moving average of the Crawford County unemployment rate

b) Seasonally adjusted

c) Mortgage Bankers Association August 2019 forecast of the 30-year conventional mortgage rate

COURTESY OF THE LIBRARY OF CONGRESS, WWW.LOC.GOV/ITEM/2017740805



↑  
**TRACTOR-DRAWN FLOATER,  
GRAY COUNTY, KS, 1939**

**OLD WINDMILL AND SHED  
ON ABANDONED FARM NEAR  
SYRACUSE, KS, 1939**  
↓



COURTESY OF THE LIBRARY OF CONGRESS, WWW.LOC.GOV/ITEM/2017784226



COURTESY OF THE LIBRARY OF CONGRESS, WWW.LOC.GOV/ITEM/2017760369



**COAL MINE WITH  
STRIP MINING  
DUMPS IN  
BACKGROUND,  
1936**

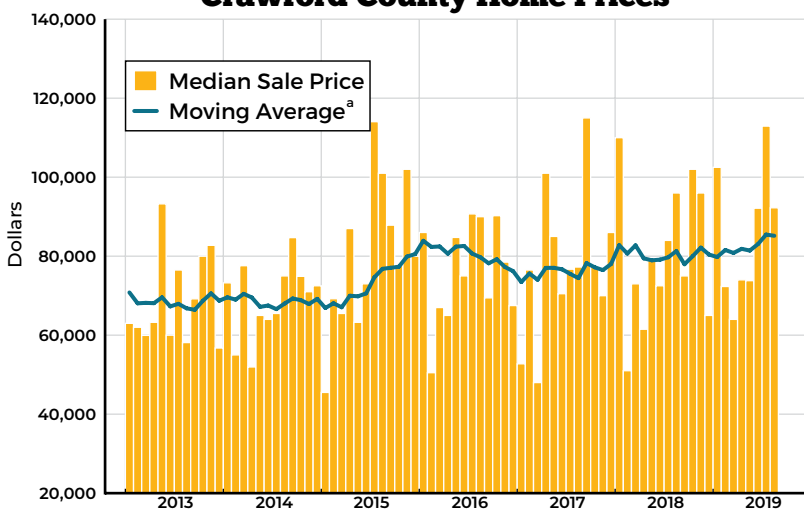
**FARMERS AT  
THE AUCTION,  
OSKALOOSA, KS,  
1938**



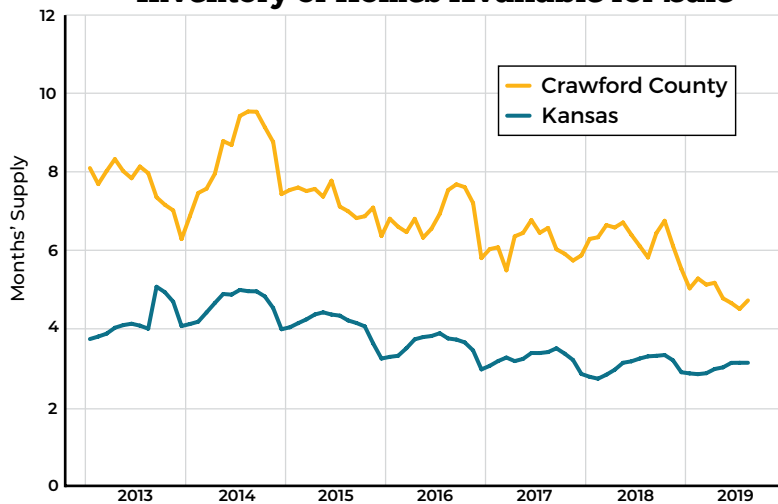
COURTESY OF THE LIBRARY OF CONGRESS, WWW.LOC.GOV/ITEM/2017717602

# Crawford County Housing Statistics

**Crawford County Home Prices**



**Inventory of Homes Available for Sale<sup>b</sup>**



Sources: Pittsburg Board of REALTORS® and participating Kansas REALTOR® MLS systems

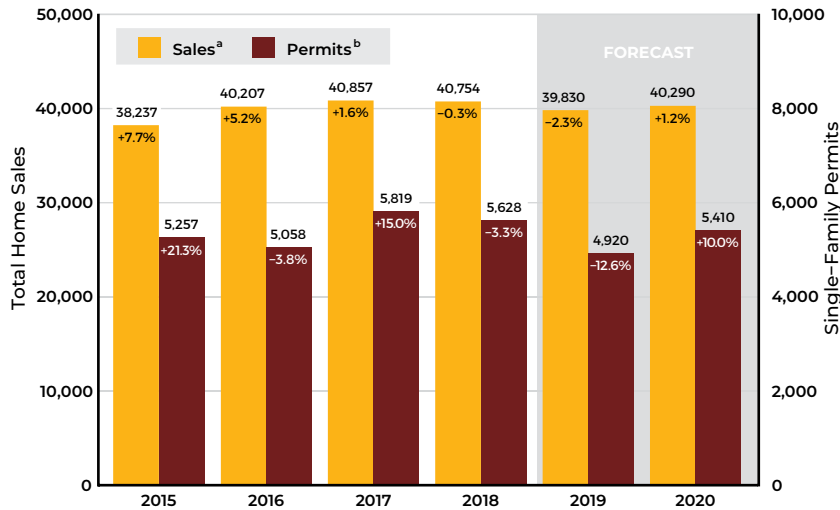
**Notes:**

- a) Twelve-month trailing moving average of the median sale price of all homes in Crawford County  
 b) Active listings divided by the 12-month trailing moving average of sales

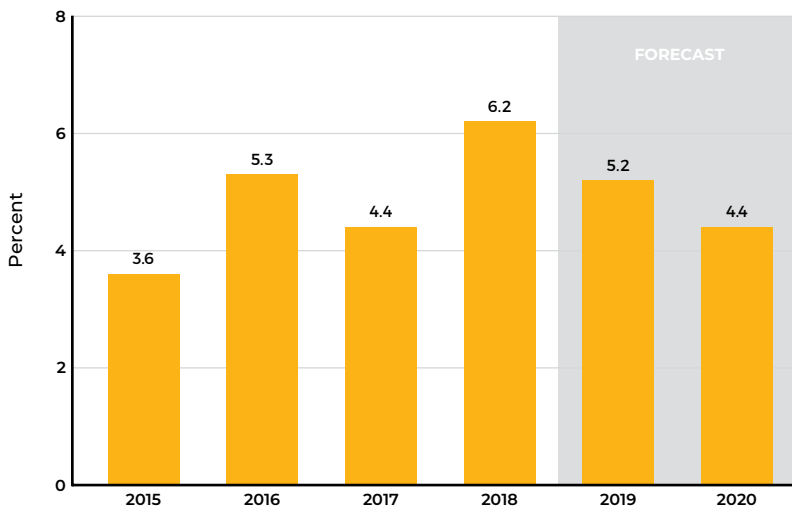
For the latest data and analysis on real estate markets in Kansas, visit [wichita.edu/realestate](http://wichita.edu/realestate).

# Kansas Statewide Housing Forecast

## Kansas Housing Market Activity



## Home Price Appreciation<sup>c</sup>



Sources: Federal Housing Finance Agency, National Association of REALTORS®, Participating REALTOR® multiple listing services across Kansas, U.S. Bureau of the Census, WSU Center for Real Estate

### Notes:

- a) Total home sales in Kansas as reported by participating REALTOR® multiple listing services across the state
- b) Single-family building permits issued in Kansas as reported by the U.S. Bureau of the Census
- c) Year-over-year percentage change in the Federal Housing Finance Agency all-transactions housing price index for Kansas, as measured using 4th quarter values



WICHITA STATE  
UNIVERSITY  
W. FRANK BARTON  
SCHOOL OF BUSINESS



DESIGN BY VISUAL FUSION GRAPHIC DESIGN STUDIO

Front and back cover images courtesy of the Library of Congress, [www.loc.gov/item/sanborn03060\\_003](http://www.loc.gov/item/sanborn03060_003)

Population 12,500. Prev. Winds S.W.

**WATER FACILITIES** Stand Pipe and Direct Pressure System. Water Supply from 3 Artesian Wells. Water tower 50 ft. high with tank 18' x 24' capacity 70,000 Gals. 3 Pumps, 1 McCormick, 1 Deane & 1 Worthington. Combd capacity 3 Million Gals. per day. Brick lined reservoir at pumping station, 15' x 75', capd 600,000 Gals. 13 Miles of Water Pipes, 4" to 12" (No other record obtainable). 111 Double Hydrants. Domestic Pressure 45 lbs. Fire Pressure 100 lbs. Wells: Two, 1200 ft. deep, and one 1325 ft. deep.

**FIRE DEPARTMENT** 81 Volunteers, Gamewell Fire Alarm System, 9 Stations, 4 Hose Carts, 2000 ft. of first class Hose, 1 Hook & Ladder Truck.

Examined and approved

J. O. Warner  
Brockett & Son  
Smith & Miller  
Geary & Wood

