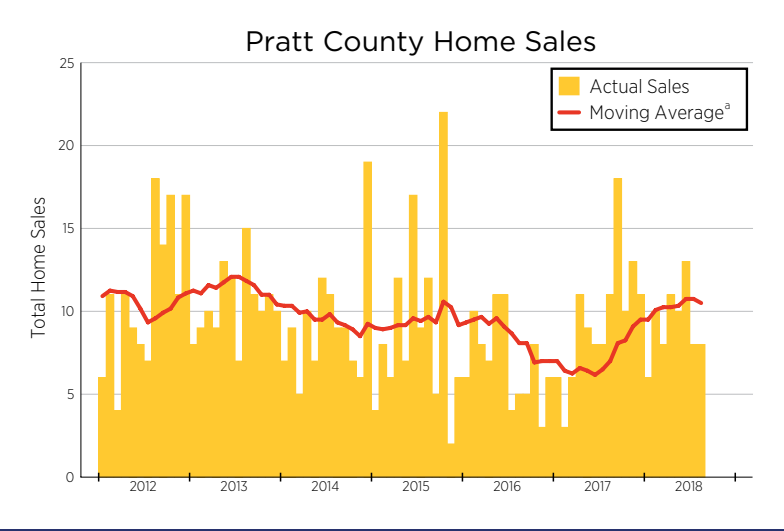


PRATT COUNTY HOUSING OUTLOOK

Participating in today’s real estate market can feel like you’re in the middle of a three ring circus. Whether you’re a buyer, a seller or a real estate professional, the Pratt County Housing Outlook is designed to give you the information you need to sort through the mayhem and engage the market with confidence. ***Jump into the Ring!***

Dr. Stanley D. Longhofer
Director, WSU Center for Real Estate
wichita.edu/realestate



Sources:
Prairie Land REALTORS® and participating
Kansas REALTOR® MLS systems

Notes:
a) Twelve-month trailing moving average of
total home sales in Pratt County

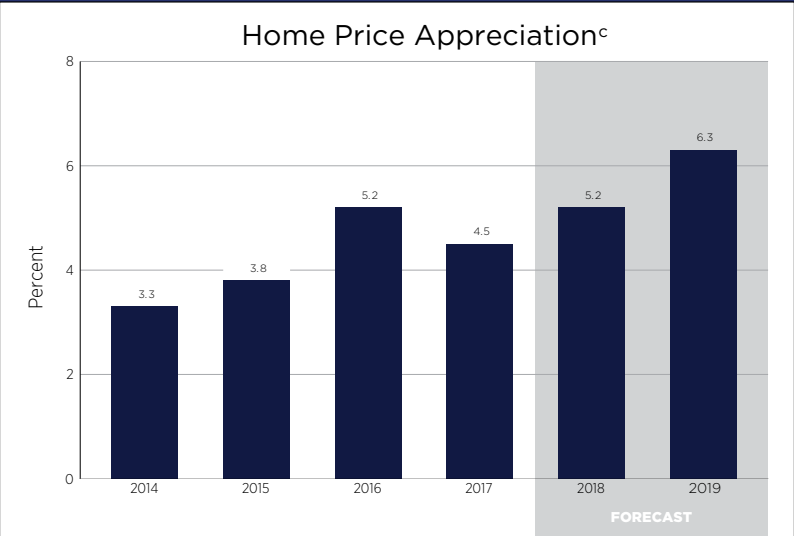
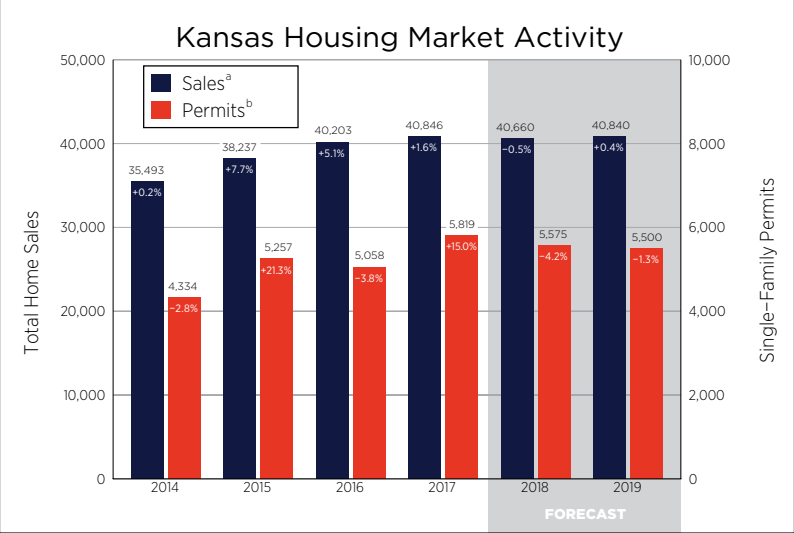
The Pratt County Housing Outlook is made possible by



Design by Visual Fusion Graphic & Web Design Studio



KANSAS STATEWIDE HOUSING FORECAST



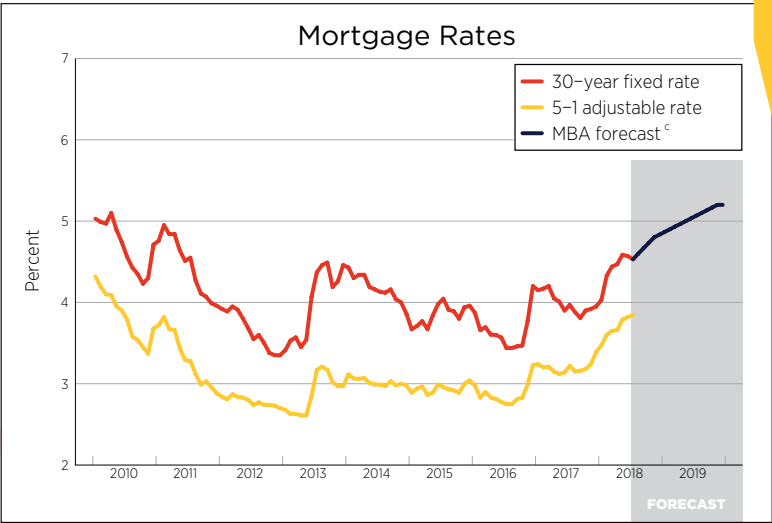
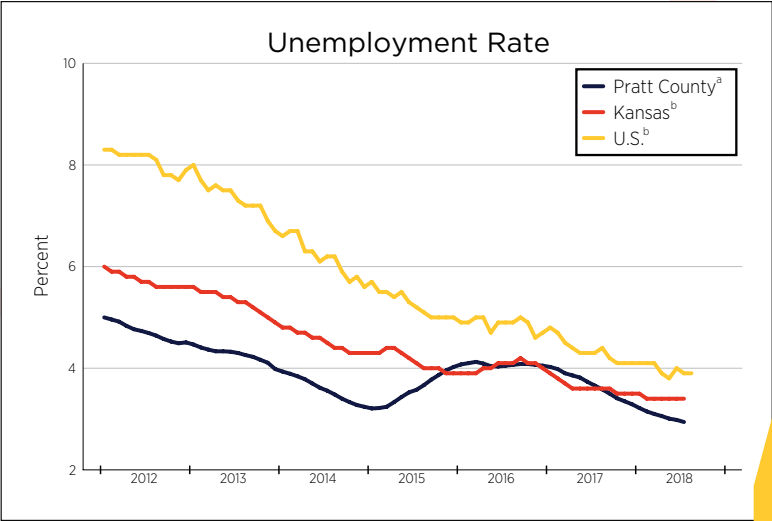
Sources:
Federal Housing Finance Agency, National Association of REALTORS®,
Participating REALTOR® multiple listing services across Kansas,
U.S. Bureau of the Census, WSU Center for Real Estate

Notes:
a) Total home sales in Kansas as reported by participating REALTOR®
multiple listing services across the state
b) Single-family building permits issued in Kansas as reported by
the U.S. Bureau of the Census
c) Year-over-year percentage change in the Federal Housing Finance Agency
all-transactions housing price index for Kansas, as measured using
4th quarter values



ECONOMIC OVERVIEW

Mortgage rates should rise above 5 percent in 2019



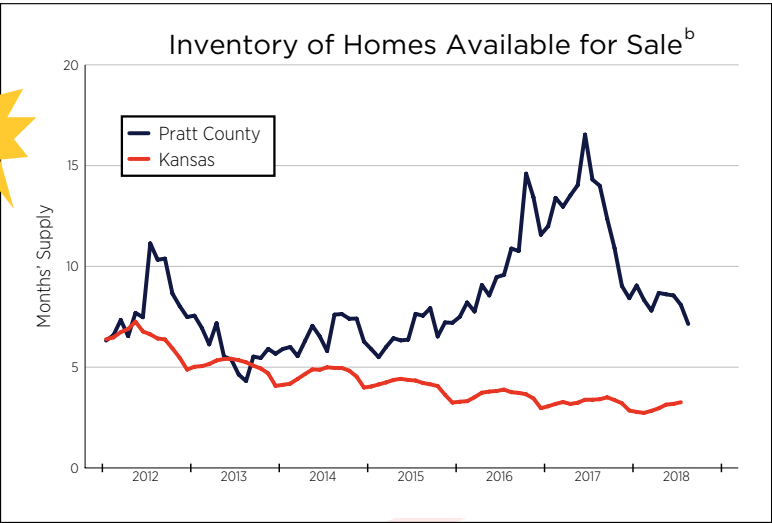
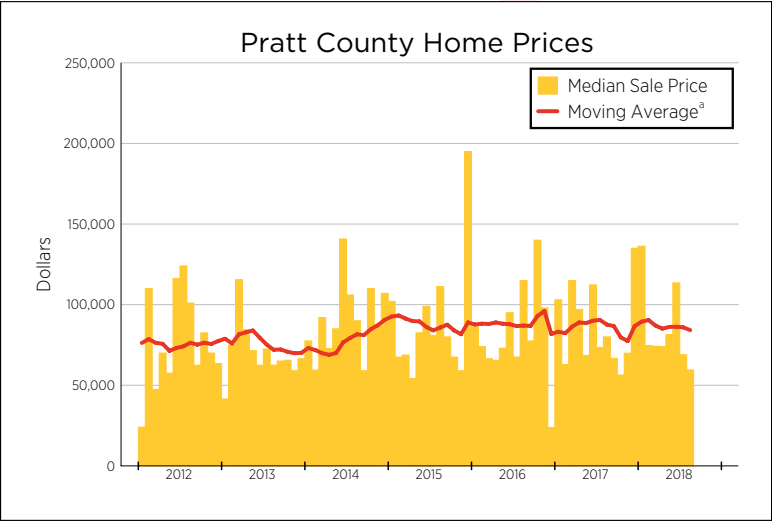
Sources:
Freddie Mac, Mortgage Bankers Association,
U.S. Bureau of Labor Statistics

Notes:
a) Twelve-month trailing moving average of the
Pratt County unemployment rate

b) Seasonally adjusted

c) Mortgage Bankers Association August 2018
forecast of the 30-year conventional mortgage rate

PRATT COUNTY HOUSING STATISTICS



Sources:
Prairie Land REALTORS® and participating
Kansas REALTOR® MLS systems

Notes:
a) Twelve-month trailing moving average of the
median sale price of all homes in Pratt County

b) Active listings divided by the 12-month
trailing moving average of sales